

DATE: PROJECT: TYPE:

CATALOG NUMBER LOGIC:



Driver housing required. Configure separately.

CATALOG NUMBER LOGIC

Example: UL - F - DE - LED - x58 - SP - BLW - 12 - 11

MATERIAL

(Blank) - Aluminum B - Brass S - Stainless Steel

SERIES

UL - Recessed Uplight

INSTALLATION

F - Flush

FIXTURE

DE - Denali Series

SOURCE

LED - Chip on Board Technology

LED TYPE

x58 - 12W/2700K/80CRI	x62 - 20W/3000K/80CRI	x66 - 27W/4000K/80CRI	
x59 - 12W/3000K/80CRI	x63 - 20W/4000K/80CRI	x67 - 27W/2700K/90CRI	✓
x60 - 12W/4000K/80CRI	x64 - 27W/2700K/80CRI	x68 - 27W/3000K/90CRI	✓
x61 - 20W/2700K/80CRI	x65 - 27W/3000K/80CRI	x69 - 27W/3500K/80CRI	

OPTICS

SP - Spot (15°) FL - Flood (35°) WFL - Wide Flood (60°)

FINISH (See page 2 for full-color swatches)

Standard Finishes (BZP, BZW, BLP, BLW, WHP, WHW, SAP, VER)

Premium Finish (ABP, AMG, AQW, BCM, BGE, BPP, CAP, CMG, CRM, HUG, NBP, OCP, RMG, SDS, SMG, TXF, WCP, WIR)

Also available in RAL Finishes

Brass Finishes (MAC, POL, MIT)

Stainless Steel Finishes (MAC, POL)

LENS TYPE

9 - Clear (Standard)

10 - Spread 12 - Soft Focus 13 - Rectilinear

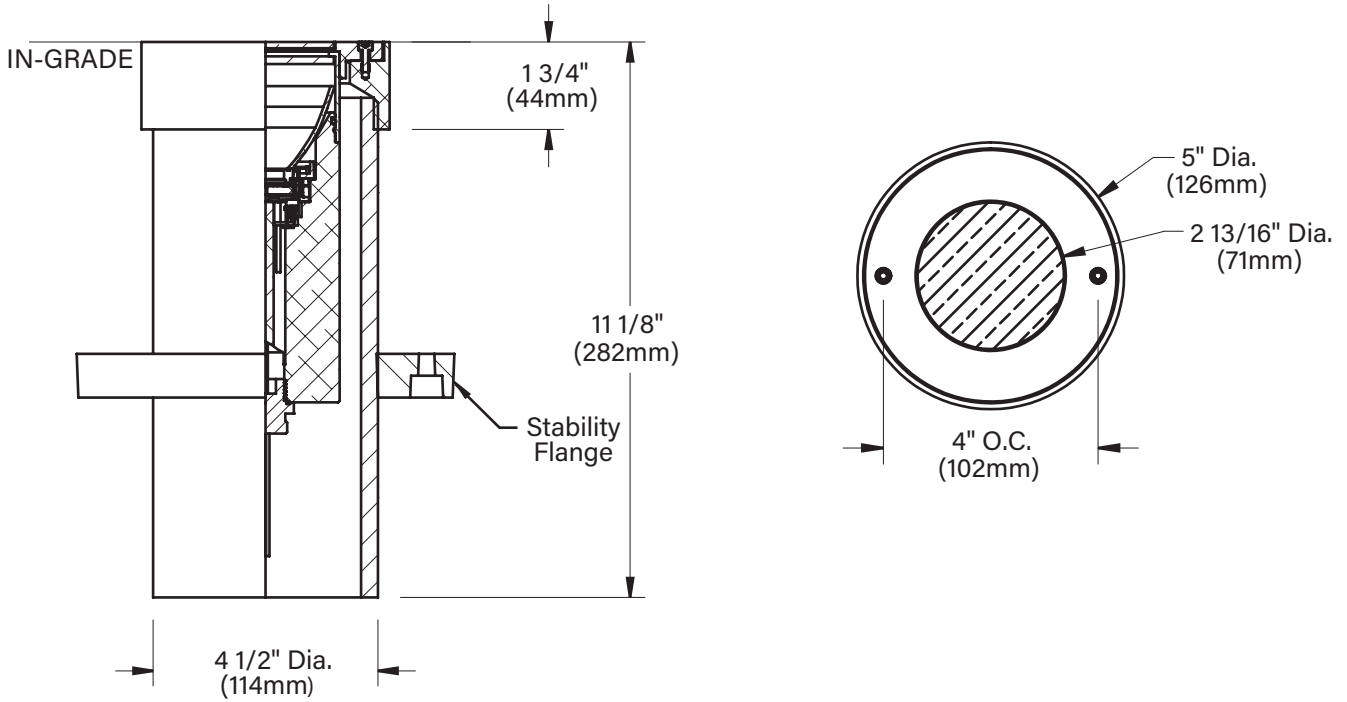
SHIELDING

11 - Honeycomb Baffle



TITLE 24, JA8 COMPLIANT


DATE: _____ PROJECT: _____ TYPE: _____



STANDARD FINISHES



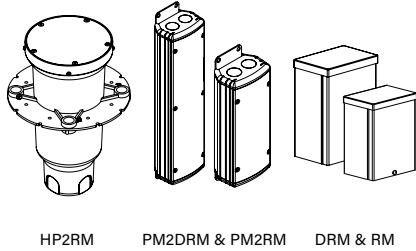
PREMIUM FINISHES



[Click Here](#) to view larger, full-color swatches of all available finishes on our website.





DATE: _____ PROJECT: _____ TYPE: _____

ACCESSORIES (Configure separately)



HP2RM PM2DRM & PM2RM DRM & RM

SPECIFICATIONS

ELECTRICAL	WATTAGE	12W, 20W, or 27W LED
	WIRING	Anti-Wicking Connector prevents "wicking" through conductor insulation. Red/Black Stranded, direct burial wire, PVC, 18/2GA, 30V, 60°C.
	REMOTE DRIVER	For use with remote LED driver. See remote driver submittal to determine remote distance and wiring requirements prior to detailing field installation of any remote wiring.
PHYSICAL	MATERIALS	Furnished in copper-free aluminum (6061-T6), brass (360) or stainless steel (304).
	BODY	Unibody design is fully machined from solid billet and provides enclosed, water-proof wireway and integral heat sink for maximum component life. High temperature, silicone 'O' Ring provides water-tight seal. Provided with hardcoat (Type III) black anodize finish for maximum corrosion resistance. Weather-tight cable connector with 5'0," 18Ga., 2 wire low voltage cable. Anti-condensation and corrosion vent equalizes fixture pressure and eliminates potential for damage to internal components.
	HOUSING	Fixture provided with 4-1/2" dia., schedule 80 PVC housing for direct burial into soil or concrete. 7.5" dia., molded stability flange projects into substrate to simplify installation and reinforce housing stability.
	FACEPLATE	Fully machined from solid billet. Countersunk holes provide for flush hardware mounting. Accommodates two (2) lens or louver media.
	LENS	Shock-resistant, tempered glass lens is factory adhered to fixture cap and provides hermetically sealed optical compartment.
	LED	Integrated solid state system and modular design with electrical quick disconnects is scalable for field upgrade and maintenance. LM-80 certified. Title 24, JA8 compliant. Minimum 50,000 hour rated life at 70% of initial lumens (L70). LED technology provides long life, significant energy reduction and exceptional thermal management.
	COLOR MANAGEMENT	Corrected cold phosphor technology delivers near-perfect natural white light. Long term phosphor maintenance over product life. Exact color point conformity exceeds ANSI C78.377 standard. Provides uniform beam with no color variation over angle. Module exceeds 80 CRI (RA>80, R9>16).
	INSTALLATION	Flush mount features integral concrete pour collar (CPC). Faceplate is suitable for walk-over and drive-over applications to 35,000 lbs. GVW. Surface Mount features fully machined copper-free aluminum installation collar.
	OPTICS	Interchangeable, color-coded OPTIKIT modules permit field changes to optical distribution.
	HARDWARE	Tamper-resistant, stainless steel hardware. Faceplate screws are black oxide treated for additional corrosion resistance.
FINISH	StarGuard, our 15-stage chromate-free process cleans and conversion coats aluminum components prior to application of Class 'A' TGIC polyester powder coating and is RoHS compliant. Powder coat or metal finish options available for brass material and metal finish option only for stainless steel material.	
 TITLE 24, JA8   	WARRANTY	5-year limited warranty.
	CERTIFICATION & LISTING	UL tested to IESNA LM-79. UL Listed. Certified to CAN/CSA/ ANSI Standards. RoHS compliant. Title 24, JA8 compliant. Suitable for indoor or outdoor use, in wet locations, and for installation within 4' of the ground. IP66 Rated. Made in USA with sustainable processes.

LAMP & DRIVER DAT (page 1 of 2)

DATE:	PROJECT:	TYPE:
-------	----------	-------

DRIVER ELECTRICAL DATA

Type	LED Type	AC Input Range	Frequency Hz	Power Factor At Full Load (Efficiency)	THD	InRush Current	Operating Current	Operation Ambient Temperature	Dimmer Type	Dimmer Range
INC	x58-x63	105-305Vac	50/60	> 0.94	≤5%	< 250mA	700mA	-30° C ~ 50°C	Incandescent	10-100%
INC	x64-x66	105-305Vac	50/60	> 0.94	≤5%	< 250mA	700mA	-30° C ~ 50°C	TRIAC/ELV, (120 Only)	10-100%
010	x64-x66	120-277Vac	50/60	> 0.90	<20%	6A	700mA	-30° C ~ 70°C	0-10, (120 only)	10-100%

LM79 DATA

OPTICAL DATA

BK No.	CCT (Typ.)	CRI (Typ.)	Input Watts (Typ.)	L70 Data	Angle	CBCP	Del. Lumens Per Side	Multiplier
x58	2700	80	12	50,000	15	3,865	721	0.85
x58	2700	80	12	50,000	35	1,493	661	0.85
x58	2700	80	12	50,000	60	627	623	0.85
x59	3000	80	12	50,000	15	4,048	756	0.89
x59	3000	80	12	50,000	35	1,564	692	0.89
x59	3000	80	12	50,000	60	657	653	0.89
x60	4000	80	12	50,000	15	4,561	851	
x60	4000	80	12	50,000	35	1,762	780	
x60	4000	80	12	50,000	60	740	736	
x61	2700	80	20	50,000	15	7,103	1,307	0.91
x61	2700	80	20	50,000	35	2,623	1,125	0.91
x61	2700	80	20	50,000	60	1,049	1,064	0.91
x62	3000	80	20	50,000	15	7,478	1,376	0.96
x62	3000	80	20	50,000	35	2,761	1,184	0.96
x62	3000	80	20	50,000	60	1,104	1,120	0.96
x63	4000	80	20	50,000	15	7,800	1,435	
x63	4000	80	20	50,000	35	2,880	1,235	
x63	4000	80	20	50,000	60	1,152	1,168	
x64	2700	80	27	50,000	15	15,656	1,767	0.92
x64	2700	80	27	50,000	35	4,649	1,586	0.92
x64	2700	80	27	50,000	60	1,515	1,383	0.92
x65	3000	80	27	50,000	15	16,132	1,820	0.95
x65	3000	80	27	50,000	35	4,791	1,634	0.95
x65	3000	80	27	50,000	60	1,561	1,426	0.95
x66	4000	80	27	50,000	15	17,042	1,923	
x66	4000	80	27	50,000	35	5,061	1,726	
x66	4000	80	27	50,000	60	1,649	1,506	
x67	2700	90	27	50,000	15	16,167	1,824	1.03
x67	2700	90	27	50,000	35	4,801	1,637	1.03
x67	2700	90	27	50,000	60	1,564	1,429	1.03
x68	3000	90	27	50,000	15	16,659	1,880	1.03
x68	3000	90	27	50,000	35	4,947	1,687	1.03
x68	3000	90	27	50,000	60	1,612	1,472	1.03

B-K LIGHTING

MADE IN THE USA

559.438.5800 | INFO@BKLIGHTING.COM | BKLIGHTING.COM

THIS DOCUMENT CONTAINS PROPRIETARY INFORMATION OF B-K LIGHTING, INC. AND ITS RECEIPT OR POSSESSION DOES NOT CONVEY ANY RIGHTS TO REPRODUCE, DISCLOSE ITS CONTENTS, OR TO MANUFACTURE, USE OR SELL ANYTHING IT MAY DESCRIBE. REPRODUCTION, DISCLOSURE OR USE WITHOUT SPECIFIC WRITTEN AUTHORIZATION OF B-K LIGHTING, INC. IS STRICTLY FORBIDDEN.

LAMP & DRIVER DAT (page 2 of 2)

DATE:

PROJECT:

TYPE:

OPTICS

Optic	Angle
Spot	15°
Flood	35°
Wide Flood	60°

B-K LIGHTING

MADE IN THE USA

559.438.5800 | INFO@BKLIGHTING.COM | BKLIGHTING.COM

THIS DOCUMENT CONTAINS PROPRIETARY INFORMATION OF B-K LIGHTING, INC. AND ITS RECEIPT OR POSSESSION DOES NOT CONVEY ANY RIGHTS TO REPRODUCE, DISCLOSE ITS CONTENTS, OR TO MANUFACTURE, USE OR SELL ANYTHING IT MAY DESCRIBE. REPRODUCTION, DISCLOSURE OR USE WITHOUT SPECIFIC WRITTEN AUTHORIZATION OF B-K LIGHTING, INC. IS STRICTLY FORBIDDEN.