

DATE: PROJECT: TYPE:

CATALOG NUMBER LOGIC:



**CATALOG NUMBER LOGIC**

Example: SN - 42 - A - DE - LED - TR - x99 - FL - WHP - 12 - 11 - B - SC - INC - 120

**MATERIAL**

Aluminum

**SERIES**

SN - Sign Star

**STEM LENGTH**

24" (Standard), 30", 36", \*42", or \*48"

**STYLE**

A - Dual Bend, 90° Radius

**FIXTURE**

DE - Denali Series

**SOURCE**

LED - Chip on Board (COB) Technology

**HOUSING**

TR - Integral Driver

**LED TYPE**

x98 - 13W/2700K/80CRI	x101 - 13W/2700K/90CRI	✓
x99 - 13W/3000K/80CRI	x102 - 13W/3000K/90CRI	✓
x103 - 13W/3500K/80CRI	x104 - 13W/3500K/90CRI	✓
x100 - 13W/4000K/80CRI	x121 - 13W/4000K/90CRI	✓
x122 - 21W/2700K/80CRI	x126 - 21W/2700K/90CRI	✓
x123 - 21W/3000K/80CRI	x127 - 21W/3000K/90CRI	✓
x124 - 21W/3500K/80CRI	x128 - 21W/3500K/90CRI	✓
x125 - 21W/4000K/80CRI	x129 - 21W/4000K/90CRI	✓

**OPTICS**

SP - Spot (17°)    FL - Flood (45°)    WFL - Wide Flood (55°)

**FINISH (See page 3 for full-color swatches)**

Standard Finishes (BZP, BZW, BLP, BLW, WHP, WHW, SAP, VER)

Premium Finish (ABP, AMG, AQW, BCM, BGE, BPP, CAP, CMG, CRM, HUG, NBP, OCP, RMG, SDS, SMG, TXF, WCP, WIR)

Also available in RAL Finishes

**LENS TYPE\*\***

9 - Clear (Standard)

12 - Sot Focus    13 - Rectilinear

**SHIELDING\*\***

11 - Honeycomb Baffle

**CAP STYLE**

A - 45°

B - 90°

C - Flush

D - 45° Less Weephole (Downward Aiming Only)

E - 90° Less Weephole (Downward Aiming Only)

**OPTION**

SC - Safety Cable with Mounting Canopy (Available for 30" and 36" Req. for 42" and above)

\*Requires Safety Cable (SC).

\*\*Accommodates up to 2 lens/shielding media

\*\*\*120V only



TITLE 24, JA8 COMPLIANT

DATE:	PROJECT:	TYPE:
-------	----------	-------

CATALOG NUMBER LOGIC:



**CONTROL**

ELV - Dimming Driver (For use with Electronic Low Voltage Dimmer)\*\*\*

INC - Dimming Driver (For use with Incandescent Dimmer)\*\*\*

010 - 0-10V Dimming Driver (Dimming ≤3-100%)

**INPUT VOLTAGE**

120 - 120 VAC

277 - 277 VAC

*\*Requires Safety Cable (SC).*

*\*\*Accommodates up to 2 lens/shielding media*

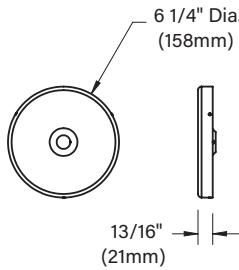
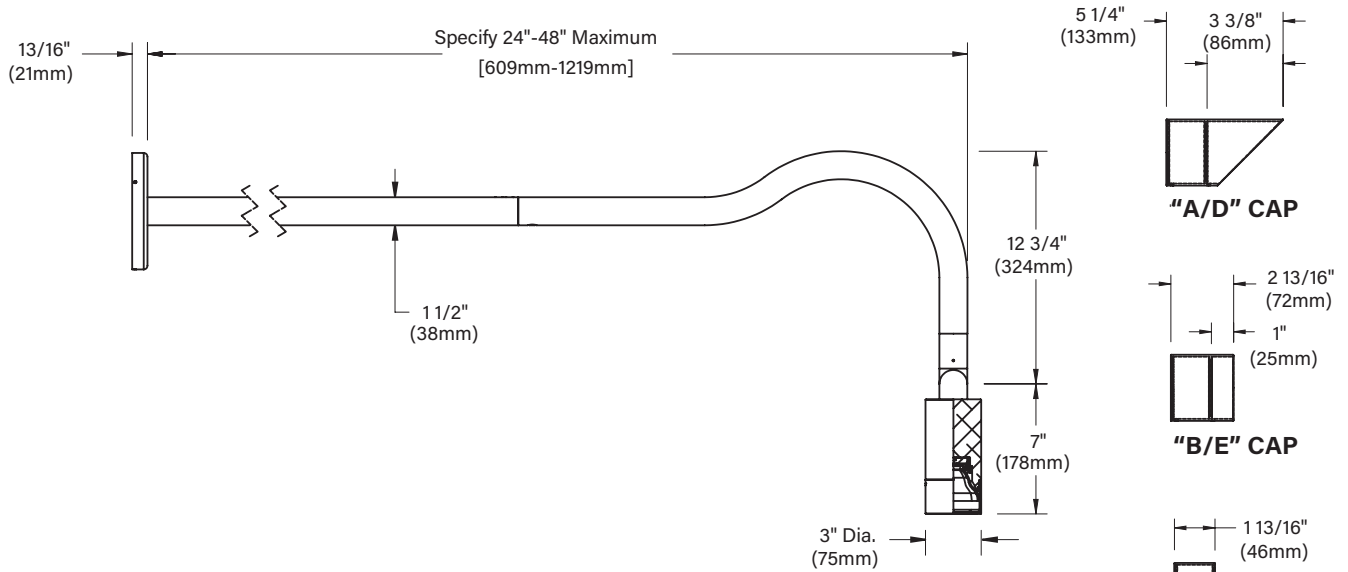
*\*\*\*120V only*



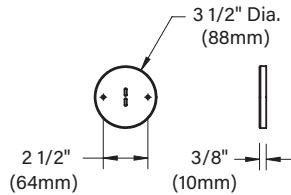
**TITLE 24, JA8 COMPLIANT**

DATE: \_\_\_\_\_ PROJECT: \_\_\_\_\_ TYPE: \_\_\_\_\_

**SIDE VIEW**



**COVER DETAIL**




Standard w/ 42" & 48" lengths  
Optional w/ 30" & 36" lengths

**SAFETY CABLE  
W/MOUNTING CANOPY**

**STANDARD FINISHES**



**PREMIUM FINISHES**



[Click Here](#) to view larger, full-color swatches of all available finishes on our website.

DATE:	PROJECT:	TYPE:
-------	----------	-------

ACCESSORIES (Configure separately)

## SPECIFICATIONS

ELECTRICAL	WATTAGE	13W or 21W LED
	LED	COB technology and modular design with electrical quick disconnects allow for easy field upgrade and maintenance. LM-80 certified. Title 24, JA8 compliant options available. Minimum 50,000 hour rated life at 70% of initial lumens (L70).
	COLOR MANAGEMENT	COB technology delivers natural white light. Exact color point conformity exceeds ANSI C78.377 standard. Module exceeds 80 CRI (RA>80, R9.16). Color point uniformity 2 SDCM color control for 2700K-4000K CCT.
	WIRING	INC/ELV Wiring: 3 Wire, 18GA, Stranded, XLPE, 125°C, 300V, UL3265 rated wire 0-10 Wiring: 5 Wire, (3) 18GA and (2) 22GA, Stranded, XLPE, 125°C, 300V, UL3265 rated wire
	DRIVER	Incandescent/ELV Control Option Driver: Dimming driver for use with standard incandescent or electronic low voltage dimmers (10-100% range), 120VAC only. 0-10 Control Option Driver: Dimming driver for use with standard 0-10V dimmers (≤3-100% dim. range), 120-277VAC. With [1] 440mA (13W) / 700mA (21W). 50/60Hz. >0.9 Power Factor, (INC/ELV)10.0A/(0-10) <250mA in-rush current, .20%THD (nominal at 120VAC full load). Output over-voltage, overcurrent, and short circuit protection with auto recovery. Class 2 power supply; FCC47CFR Part 15 Compliant Class B (120VAC)/Class A (277VAC).
PHYSICAL	MATERIALS	Furnished in copper-free aluminum (6061-T6).
	STYLE	A style provides dual bend for 90° radius from fixture to stem.
	BODY	Unibody design with enclosed, water-proof wireway and integral heat sink is fully machined from solid billet. Anti-condensation and corrosion vent equalizes fixture pressure and eliminates potential for damage to internal components.
	KNUCKLE	Patented 360HD mounting system features a mechanical taper-lock, which allows a full 180° vertical adjustment without the use of aim-limiting, serrated teeth. High temperature, silicone 'O' Ring provides water-tight seal and compressive resistance to maintain fixture position. Design withstands 73 lb. static load prior to movement to ensure decades of optical alignment. ½" pipe thread for mounting. Biaxial source control additionally provides 360° horizontal rotation in addition to vertical adjustment. Aim-and-Lock technology allows precision adjustment without the redundant tightening and loosening of knuckle screw.
	CAP	Fully machined and accommodates two (2) lens or louver media.
	LENS	Shock resistant, tempered, 1/8" thick soda lime glass lens is factory adhered to fixture cap and provides hermetically sealed optical compartment.
	OPTICS	Interchangeable optics permit changes in the field.
	INSTALLATION	6 1/4" dia., machined canopy permits mounting to 4" octagonal junction box. Junction box installation must be designed to hold full fulcrum weight of fixture (junction box and gasket by others). Optional safety cable with mounting canopy maintains secondary support (standard with 42" and 48" lengths).
	HARDWARE	Tamper-resistant, stainless steel hardware. LOCK aiming screw is additionally black oxide treated for corrosion resistance.
	FINISH	StarGuard, our 15-stage chromate-free process, cleans and conversion coats aluminum components prior to application of Class 'A' TGIC polyester powder coating and is RoHS compliant.
WARRANTY	5-year limited warranty.	
CERTIFICATION & LISTING	UL tested to IESNA LM-79. UL Listed. Certified to CAN/CSA/ANSI Standards. RoHS compliant components. Suitable for indoor or outdoor use, in wet locations. IP66 Rated. Made in the USA with sustainable processes.	



TITLE 24, JA8



RoHS



**B-K LIGHTING**

**MADE IN THE USA**

559.438.5800 | INFO@BKLIGHTING.COM | BKLIGHTING.COM

# LAMP & DRIVER DATA (page 1 of 2)

DATE:	PROJECT:	TYPE:
-------	----------	-------

## DRIVER ELECTRICAL DATA

Type	AC Input Range	Frequency Hz	Power Factor At Full Load (Efficiency)	THD	InRush Current	Operating Current	Operation Ambient Temperature	Dimmer Type	Dimmer Range
Integral	120VAC	50/60	> 0.9	20%	10A	440mA (13W)/700mA (21W)	-30° C ~ 70°C	TRIAC/ELV	1-100%
Integral	105-300VAC	50/60	> 0.9	20%	<250mA	440mA (13W)/700mA (21W)	-30° C ~ 90°C	0-10	≤3-100%

## LM79 DATA

BK No.	CCT (Typ.)	CRI (Typ.)	Input Watts (Typ.)
x98	2700	80	13
<b>x98</b>	<b>2700</b>	<b>80</b>	<b>13</b>
x98	2700	80	13
x99	3000	80	13
<b>x99</b>	<b>3000</b>	<b>80</b>	<b>13</b>
x99	3000	80	13
x103	3500	80	13
<b>x103</b>	<b>3500</b>	<b>80</b>	<b>13</b>
x103	3500	80	13
x100	4000	80	13
<b>x100</b>	<b>4000</b>	<b>80</b>	<b>13</b>
x100	4000	80	13
x101	2700	90	13
<b>x101</b>	<b>2700</b>	<b>90</b>	<b>13</b>
x101	2700	90	13
x102	3000	90	13
<b>x102</b>	<b>3000</b>	<b>90</b>	<b>13</b>
x102	3000	90	13
x104	3500	90	13
<b>x104</b>	<b>3500</b>	<b>90</b>	<b>13</b>
x104	3500	90	13
x121	4000	90	13
<b>x121</b>	<b>4000</b>	<b>90</b>	<b>13</b>
x121	4000	90	13
x122	2700	80	21
<b>x122</b>	<b>2700</b>	<b>80</b>	<b>21</b>
x122	2700	80	21
x123	3000	80	21
<b>x123</b>	<b>3000</b>	<b>80</b>	<b>21</b>
x123	3000	80	21
x124	3500	80	21
<b>x124</b>	<b>3500</b>	<b>80</b>	<b>21</b>
x124	3500	80	21
x125	4000	80	21
<b>x125</b>	<b>4000</b>	<b>80</b>	<b>21</b>
x125	4000	80	21

## OPTICAL DATA

L70 Data	Angle	CBCP	Del. Lumens	Muliplier
50,000	17	6,480	829	0.92
<b>50,000</b>	<b>45</b>	<b>1,773</b>	<b>1,041</b>	<b>0.92</b>
50,000	55	1,478	1,180	0.92
50,000	17	6,796	869	0.96
<b>50,000</b>	<b>45</b>	<b>1,860</b>	<b>1,091</b>	<b>0.96</b>
50,000	55	1,550	1,237	0.96
50,000	17	6,685	855	0.95
<b>50,000</b>	<b>45</b>	<b>1,829</b>	<b>1,074</b>	<b>0.95</b>
50,000	55	1,525	1,217	0.95
50,000	17	7,059	903	1.00
<b>50,000</b>	<b>45</b>	<b>1,931</b>	<b>1,134</b>	<b>1.00</b>
50,000	55	1,610	1,285	1.00
50,000	17	4,486	574	0.69
<b>50,000</b>	<b>45</b>	<b>1,228</b>	<b>720</b>	<b>0.69</b>
50,000	55	1,023	817	0.69
50,000	17	4,936	631	0.73
<b>50,000</b>	<b>45</b>	<b>1,350</b>	<b>793</b>	<b>0.73</b>
50,000	55	1,126	899	0.73
50,000	17	4,775	611	0.71
<b>50,000</b>	<b>45</b>	<b>1,307</b>	<b>767</b>	<b>0.71</b>
50,000	55	1,089	869	0.71
50,000	17	5,324	681	0.75
<b>50,000</b>	<b>45</b>	<b>1,457</b>	<b>855</b>	<b>0.75</b>
50,000	55	1,214	969	0.75
50,000	17	9,040	1,208	0.87
<b>50,000</b>	<b>45</b>	<b>2,437</b>	<b>1,359</b>	<b>0.87</b>
50,000	55	1,876	1,416	0.87
50,000	17	10,030	1,341	0.96
<b>50,000</b>	<b>45</b>	<b>2,704</b>	<b>1,508</b>	<b>0.96</b>
50,000	55	2,082	1,571	0.96
50,000	17	8,496	1,136	0.81
<b>50,000</b>	<b>45</b>	<b>2,290</b>	<b>1,277</b>	<b>0.81</b>
50,000	55	1,763	1,331	0.81
50,000	17	10,431	1,394	1.00
<b>50,000</b>	<b>45</b>	<b>2,812</b>	<b>1,568</b>	<b>1.00</b>
50,000	55	2,165	1,634	1.00

**B-K LIGHTING**

**MADE IN THE USA**

559.438.5800 | INFO@BKLIGHTING.COM | BKLIGHTING.COM

THIS DOCUMENT CONTAINS PROPRIETARY INFORMATION OF B-K LIGHTING, INC. AND ITS RECEIPT OR POSSESSION DOES NOT CONVEY ANY RIGHTS TO REPRODUCE, DISCLOSE ITS CONTENTS, OR TO MANUFACTURE, USE OR SELL ANYTHING IT MAY DESCRIBE. REPRODUCTION, DISCLOSURE OR USE WITHOUT SPECIFIC WRITTEN AUTHORIZATION OF B-K LIGHTING, INC. IS STRICTLY FORBIDDEN.

# LAMP & DRIVER DATA (page 2 of 2)

DATE: \_\_\_\_\_ PROJECT: \_\_\_\_\_ TYPE: \_\_\_\_\_

## LM79 DATA

BK No.	CCT (Typ.)	CRI (Typ.)	Input Watts (Typ.)
x126	2700	90	21
<b>x126</b>	<b>2700</b>	<b>90</b>	<b>21</b>
x126	2700	90	21
x127	3000	90	21
<b>x127</b>	<b>3000</b>	<b>90</b>	<b>21</b>
x127	3000	90	21
x128	3500	90	21
<b>x128</b>	<b>3500</b>	<b>90</b>	<b>21</b>
x128	3500	90	21
x129	4000	90	21
<b>x129</b>	<b>4000</b>	<b>90</b>	<b>21</b>
x129	4000	90	21

L70 Data
50,000
<b>50,000</b>
50,000
50,000
<b>50,000</b>
50,000
50,000
<b>50,000</b>
50,000
50,000
<b>50,000</b>
50,000

## OPTICAL DATA

Angle	CBCP	Del. Lumens	Muliplier
17	6120	818	0.68
<b>45</b>	<b>1650</b>	<b>920</b>	<b>0.68</b>
55	1270	959	0.68
17	7535	1007	0.75
<b>45</b>	<b>2031</b>	<b>1133</b>	<b>0.75</b>
55	1564	1180	0.75
17	5406	723	0.64
<b>45</b>	<b>1457</b>	<b>813</b>	<b>0.64</b>
55	1225	847	0.64
17	8148	1089	0.78
<b>45</b>	<b>2196</b>	<b>1225</b>	<b>0.78</b>
55	1691	1277	0.78

## OPTICS

Optic	Angle
Spot w/ 13 Accy	16 x 50
Spot	17°
Flood	45°
Wide Flood	55°