

DATE: PROJECT: TYPE:

CATALOG NUMBER LOGIC:



*Requires Safety Cable (SC).

**Accommodates up to 2 lens/shielding media

***120V only.

CATALOG NUMBER LOGIC

Example: ST - 42 - F - DE - LED - TR - x99 - FL - VER - 12 - 11 - C - SC - INC - 120

MATERIAL

Aluminum

SERIES

ST - Twin Sign Star

STEM LENGTH

24" (Standard), 30", 36", *42", or *48"

STYLE

F - 45° Radius

FIXTURE

DE - Denali Series

SOURCE

LED - Chip on Board (COB) Technology

HOUSING

TR - Integral Driver

LED TYPE

x98 - 13W/2700K/80CRI	x101 - 13W/2700K/90CRI	✓
x99 - 13W/3000K/80CRI	x102 - 13W/3000K/90CRI	✓
x103 - 13W/3500K/80CRI	x104 - 13W/3500K/90CRI	✓
x100 - 13W/4000K/80CRI	x121 - 13W/4000K/90CRI	✓
x122 - 21W/2700K/80CRI	x126 - 21W/2700K/90CRI	✓
x123 - 21W/3000K/80CRI	x127 - 21W/3000K/90CRI	✓
x124 - 21W/3500K/80CRI	x128 - 21W/3500K/90CRI	✓
x125 - 21W/4000K/80CRI	x129 - 21W/4000K/90CRI	✓

OPTICS

SP - Spot (17°) FL - Flood (45°) WFL - Wide Flood (55°)

FINISH (See page 3 for full-color swatches)

Standard Finishes (BZP, BZW, BLP, BLW, WHP, WHW, SAP, VER)

Premium Finish (ABP, AMG, AQW, BCM, BGE, BPP, CAP, CMG, CRM, HUG, NBP, OCP, RMG, SDS, SMG, TXF, WCP, WIR)

Also available in RAL Finishes

LENS TYPE**

9 - Clear (Standard)

12 - Sot Focus 13 - Rectilinear

SHIELDING**

11 - Honeycomb Baffle

CAP STYLE

A - 45°

B - 90°

C - Flush

D - 45° Less Weephole (Downward Aiming Only)

E - 90° Less Weephole (Downward Aiming Only)

OPTION

SC - Safety Cable with Mounting Canopy (Available for 30" and 36" Req. for 42" and above)



TITLE 24, JA8 COMPLIANT

DATE:	PROJECT:	TYPE:
-------	----------	-------

CATALOG NUMBER LOGIC:



CONTROL

ELV - Dimming Driver (For use with Electronic Low Voltage Dimmer)***

INC - Dimming Driver (For use with Incandescent Dimmer)***

010 - 0-10V Dimming Driver (Dimming ≤3-100%)

INPUT VOLTAGE

120 - 120 VAC

277 - 277 VAC

**Requires Safety Cable (SC).*

***Accommodates up to 2 lens/shielding media*

****120V only.*

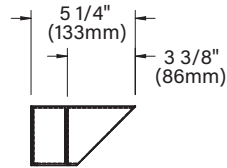
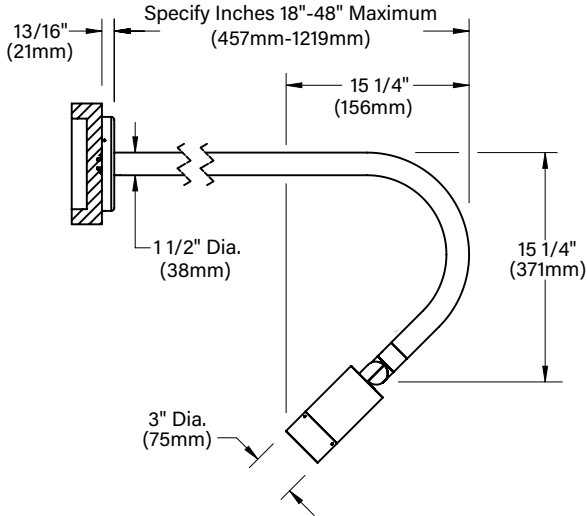


DATE:

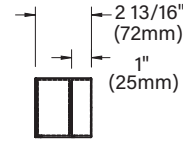
PROJECT:

TYPE:

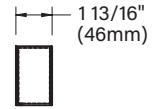
SIDE VIEW



"A/D" CAP

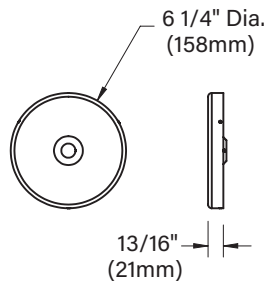
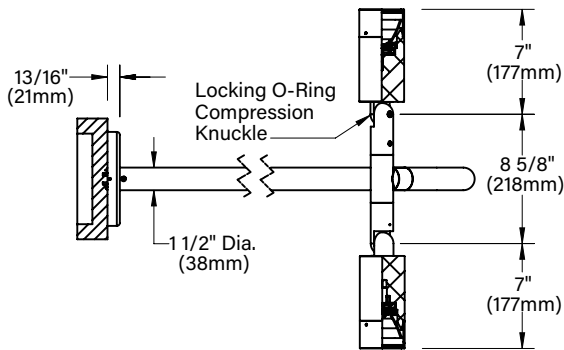


"B/E" CAP

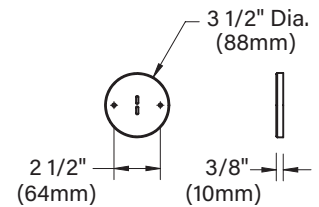


"C" CAP

BOTTOM VIEW



COVER DETAIL



Standard w/ 42" & 48" lengths
Optional w/ 30" & 36" lengths

**SAFETY CABLE
W/MOUNTING CANOPY**

STANDARD FINISHES



PREMIUM FINISHES



[Click Here](#) to view larger, full-color swatches of all available finishes on our website.

DATE:	PROJECT:	TYPE:
-------	----------	-------

ACCESSORIES (Configure separately)

SPECIFICATIONS

ELECTRICAL	WATTAGE	13W or 21W LED
	LED	COB technology and modular design with electrical quick disconnects allow for easy field upgrade and maintenance. LM-80 certified. Title 24, JA8 compliant options available. Minimum 50,000 hour rated life at 70% of initial lumens (L70).
	COLOR MANAGEMENT	COB technology delivers natural white light. Exact color point conformity exceeds ANSI C78.377 standard. Module exceeds 80 CRI (RA>80, R9.16). Color point uniformity 2 SDCM color control for 2700K-4000K CCT.
	WIRING	INC/ELV Wiring: 3 Wire, 18GA, Stranded, XLPE, 125°C, 300V, UL3265 rated wire 0-10 Wiring: 5 Wire, (3) 18GA and (2) 22GA, Stranded, XLPE, 125°C, 300V, UL3265 rated wire
	DRIVER	Incandescent/ELV Control Option Driver: Dimming driver for use with standard incandescent or electronic low voltage dimmers (10-100% range), 120VAC only. 0-10 Control Option Driver: Dimming driver for use with standard 0-10V dimmers (≤3-100% dim. range), 120-277VAC. With [1] 440mA (13W) / 700mA (21W). 50/60Hz. >0.9 Power Factor, (INC/ELV)10.0A/(0-10) <250mA in-rush current, .20%THD (nominal at 120VAC full load). Output over-voltage, overcurrent, and short circuit protection with auto recovery. Class 2 power supply; FCC47CFR Part 15 Compliant Class B (120VAC)/Class A (277VAC).
PHYSICAL	MATERIALS	Furnished in copper-free aluminum (6061-T6).
	STYLE	F style provides single bend for 45° transition from fixture to stem.
	BODY	Unibody design with enclosed, water-proof wireway and integral heat sink is fully machined from solid billet. Anti-condensation and corrosion vent equalizes fixture pressure and eliminates potential for damage to internal components.
	KNUCKLE	Patented 360HD mounting system features a mechanical taper-lock, which allows a full 180° vertical adjustment without the use of aim-limiting, serrated teeth. High temperature, silicone 'O' Ring provides water-tight seal and compressive resistance to maintain fixture position. Design withstands 73 lb. static load prior to movement to ensure decades of optical alignment. ½" pipe thread for mounting. Biaxial source control additionally provides 360° horizontal rotation in addition to vertical adjustment. Aim-and-Lock technology allows precision adjustment without the redundant tightening and loosening of knuckle screw.
	CAP	Fully machined and accommodates two (2) lens or louver media.
	LENS	Shock resistant, tempered, 1/8" thick soda lime glass lens is factory adhered to fixture cap and provides hermetically sealed optical compartment.
	OPTICS	Interchangeable optics permit changes in the field.
	INSTALLATION	6 1/4" dia., machined canopy permits mounting to 4" octagonal junction box. Junction box installation must be designed to hold full fulcrum weight of fixture (junction box and gasket by others). Optional safety cable with mounting canopy maintains secondary support (standard with 42" and 48" lengths).
	HARDWARE	Tamper-resistant, stainless steel hardware. LOCK aiming screw is additionally black oxide treated for corrosion resistance.
	FINISH	StarGuard, our 15-stage chromate-free process, cleans and conversion coats aluminum components prior to application of Class 'A' TGIC polyester powder coating and is RoHS compliant.
WARRANTY	5-year limited warranty.	
CERTIFICATION & LISTING	UL tested to IESNA LM-79. UL Listed. Certified to CAN/CSA/ANSI Standards. RoHS compliant components. Suitable for indoor or outdoor use, in wet locations. IP66 Rated. Made in the USA with sustainable processes.	



LAMP & DRIVER DATA (page 2 of 2)

DATE: _____ PROJECT: _____ TYPE: _____

LM79 DATA

BK No.	CCT (Typ.)	CRI (Typ.)	Input Watts (Typ.)	L70 Data	Angle	CBCP	Del. Lumens	Muliplier
x126	2700	90	21	50,000	17	6120	818	0.68
x126	2700	90	21	50,000	45	1650	920	0.68
x126	2700	90	21	50,000	55	1270	959	0.68
x127	3000	90	21	50,000	17	7535	1007	0.75
x127	3000	90	21	50,000	45	2031	1133	0.75
x127	3000	90	21	50,000	55	1564	1180	0.75
x128	3500	90	21	50,000	17	5406	723	0.64
x128	3500	90	21	50,000	45	1457	813	0.64
x128	3500	90	21	50,000	55	1225	847	0.64
x129	4000	90	21	50,000	17	8148	1089	0.78
x129	4000	90	21	50,000	45	2196	1225	0.78
x129	4000	90	21	50,000	55	1691	1277	0.78

OPTICAL DATA

OPTICS

Optic	Angle
Spot w/ 13 Accy	16 x 50
Spot	17°
Flood	45°
Wide Flood	55°