

ARTI STAR - Floodlight - Line Voltage Via Transformer - LED High-Power

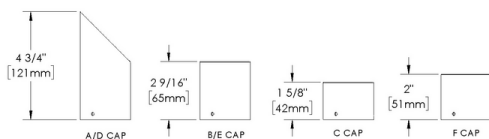
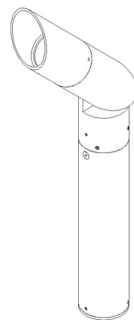
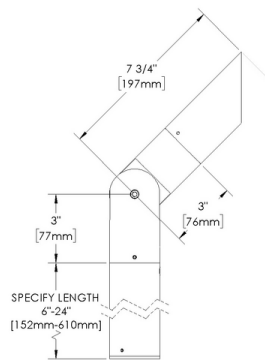


IP66

Downloads

- Product Images (.zip)
- Technical Drawing (.zip)
- 2D (.dwg)
- 2D (.dxf)
- IES Files (.zip)
- BIM - Revit (.zip)
- Installation Instructions (.pdf)

Product Variant Examples



ARTI STAR - Floodlight - Line Voltage Via Transformer - LED High-Power

Available Logic & Configurations

AR- **FL-** **LIT-** **LHP-** **-** **-** **-** **-**
 01 02 03 04 05 06B 06C 06F

- 01 SERIES**
AR - ARTI STAR
- 02 CATEGORY**
FL - Floodlight
- 03 DRIVER**
LIT - Line Voltage Via Transformer
- 04 LIGHT SOURCE (TYPE)**
LHP - LED High-Power

- 05 MATERIAL**
AL - Aluminum
BR - Brass
SS - Stainless Steel
- 06B MOUNT**
AB - Anchor Base
PI1-J18 - Pipe PI1 - 18" Junction Box
- 06C STYLE**
CA - Cap A - 45° (With Weephole)
CB - Cap B - 90° (With Weephole)
CC - Cap C - Flush Lens
CD - Cap D - 45°
CE - Cap E - 90°
CF - Cap F - Extended Flush Lens
- 06F SIZE**
H06 - Height: 06"
H12 - Height: 12"
H18 - Height: 18"
H24 - Height: 24"

- **-** **NON-** **-** **-** **WL00-** **-**
 07 08 09 10A 10B 11 12

- 07 LIGHT SOURCE**
e64 - 2700K CRI80 - 7W (397 - 456 lm)
e65 - 3000K CRI80 - 7W (406 - 466 lm)
e66 - 4000K CRI80 - 7W (456 - 524 lm)
e74 - Amber - 7W (260 - 299 lm)
e79 - 2700K CRI90 - 7W
e80 - 3000K CRI90 - 7W
e81 - 3500K CRI80 - 7W

- 08 OPTIC**
NSP - Narrow Spot (13°)
SP - Spot (16°)
SP2 - Spot (23°)
MFL - Medium Flood (31°)

- 09 CONTROL**
NON - Non-dimming
- 10A LENS**
12 - Soft Focus
13 - Rectilinear
- 10B SHIELDING**
00 - Not included (Standard)
11 - Honeycomb Baffle
- 11 WIRING LENGTH**
WL00 - Standard
- 12 FINISH**
Standard Finishes
BLP, BZP, WHP, SAP, BLW, BZW, WHW, VER
Premium Finishes
CMG, SMG, RMG, AMG, TXF, BCM, BGE, WCP, OCP, HUG, ABP, BPP, SDS,
WIR, CAP, CRM, AQW, NBP
Other - RAL
RAL
Other - Custom Color
CUS
Brass Finishes
MAB, POB, MIT
Stainless Steel Finishes
MAS, POS

NOTE: Not all configurations may be compatible with one another. Please configure the product for specific 2D, Photometry, Downloads, Spec Sheet and Compatible mountings and power supplies.

ARTI STAR - Floodlight - Line Voltage Via Transformer - LED High-Power

Features



Anti-condensation vent allows moisture to exit the fixture but never enter in



Lens factory adhered to fixture cap providing hermetically sealed optical compartment



Manufactured in the USA with sustainable processes



Aim & Lock knuckle eliminates need for re-aiming & adjustments



Water-tight anti-siphon plug prevents moisture ingress from wireways



Secured with tamper-resistant, stainless steel hardware



Easily replaceable modular components reduce waste and extend fixture life



Slip fit cap & high temp. silicone 'O' ring provides reliable water-tight seal



Solid billet fixture body provides unmatched durability and heat management

Technical

Driver: Line Voltage Via Transformer

Light Source (Type): LED High-Power

Material: Aluminum, Brass, Stainless Steel

CCT (K): Amber, 2700, 3500, 3000, 4000

CRI: 80, 90

Input Power (W): 7

Delivered Lumens (lm): 260 - 524

Beam Angle (°): 13, 16, 23, 31

Control: Non-dimming

Mount: Anchor Base, Pipe P11 - 18" Junction Box

Style: Cap A - 45° (With Weephole), Cap B - 90° (With Weephole), Cap C - Flush Lens, Cap D - 45°, Cap E - 90°, Cap F - Extended Flush Lens

Size: Height: 06", Height: 12", Height: 18", Height: 24"

Lens: Soft Focus, Rectilinear

Shielding: Not included (Standard), Honeycomb Baffle

Wiring Length: Standard

Finish: Standard Finishes, Premium Finishes, Other - RAL, Other - Custom Color, Brass Finishes, Stainless Steel Finishes

Body: Unibody design with enclosed, water-proof wireway, integral heat sink, fully machined from solid billet, anti-condensation and corrosion vent equalizes fixture pressure and eliminates potential for damage to internal components.

Material Detail: Furnished in stainless steel (304), Furnished in brass (360), Furnished in copper-free aluminum (6061-T6).

Aiming: 180° vertical adjustment via 2 1/4" dia. knuckle. Mounting anchor base with set screws provides 360° horizontal rotation. Design withstands 73 lb. static load prior to movement for optical alignment. Fixture mounts via base plate.

Light Source Detail: High power LEDs modular design with electrical disconnects.

Optics: Interchangeable optics permit changes in the field.

Hardware: Tamper-resistant, stainless steel hardware. Hardware is black oxide treated for additional corrosion resistance.

Sealing: 'O' Ring provides water-tight seal., Anti-condensation and corrosion vent equalizes fixture pressure and eliminates potential for damage to internal components.

Note: Transformer included., Stability Flange included., Adjust-e-Lume, an LED board feature, allows for dynamic lumen response at the individual fixture. Indexed (100% to 25% nom.) lumen output. Maintains output at desired level or may be changed (A9 to A1). Standard preset from the factory is A9 (100%).

Finish Detail: Powder coat or metal finish options available for brass material., Metal finish option only for stainless steel material., StarGuard, our 15-stage chromate-free process, cleans and conversion coats aluminum components prior to application of Class 'A' TGIC polyester powder coating. It is RoHS compliant.

Warranty: 5-year limited warranty.

ARTI STAR - Floodlight - Line Voltage Via Transformer - LED High-Power

Finishes

STANDARD FINISHES



[BLP] Satin Black



[BZP] Satin Bronze



[WHP] Satin White



[SAP] Satin Aluminum



[BLW] Black Wrinkle



[BZW] Bronze Wrinkle



[WHW] White Wrinkle



[VER] Verde

PREMIUM FINISHES



[CMG] Cascade Mountain Granite



[SMG] Sierra Mountain Granite



[RMG] Rocky Mountain Granite



[AMG] Aleutian Mountain Granite



[TXF] Textured Forest



[BCM] Black Chrome



[BGE] Beige



[WCP] Weathered Copper



[OCP] Old Copper



[HUG] Hunter Green



[ABP] Antique Brass Powder



[BPP] Brown Patina Powder



[SDS] Sonoran Desert Sandstone




[WIR] Weathered Iron



[CAP] Clear Anodized Powder



[CRM] Cream



[AQW] Antique White



[NBP] Natural Brass Powder

OTHER - RAL



[RAL] RAL Color

OTHER - CUSTOM COLOR



[CUS] Custom Color

BRASS FINISHES



[MAB] Machined (Brass)



[POB] Polished (Brass)



[MIT] Mitique

STAINLESS STEEL FINISHES



[MAS] Machined (Stainless Steel)



[POS] Polished (Stainless Steel)

ARTI STAR - Floodlight - Line Voltage Via Transformer - LED High-Power

Light Source

Light Source	Optic	Beam Angle	CCT (K)	CRI	R9	Input Power (W)	Delivered Lumens (Lm)	CBCP
e64	NSP - Narrow Spot	13	2700	80	>15	7	456	5993
e64	SP - Spot	16	2700	80	>15	7	445	4546
e64	SP2 - Spot	23	2700	80	>15	7	397	1726
e64	MFL - Medium Flood	31	2700	80	>15	7	399	1131
e65	NSP - Narrow Spot	13	3000	80	>15	7	466	6131
e65	SP - Spot	16	3000	80	>15	7	455	4650
e65	SP2 - Spot	23	3000	80	>15	7	406	1766
e65	MFL - Medium Flood	31	3000	80	>15	7	409	1157
e66	NSP - Narrow Spot	13	4000	80	>15	7	524	6889
e66	SP - Spot	16	4000	80	>15	7	511	5225
e66	SP2 - Spot	23	4000	80	>15	7	456	1984
e66	MFL - Medium Flood	31	4000	80	>15	7	459	1300
e74	NSP - Narrow Spot	13	Amber			7	299	3927
e74	SP - Spot	16	Amber			7	291	2978
e74	SP2 - Spot	23	Amber			7	260	1131
e74	MFL - Medium Flood	31	Amber			7	262	741
e79	NSP - Narrow Spot	13	2700	90	>50	7		
e79	SP - Spot	16	2700	90	>50	7		
e79	SP2 - Spot	23	2700	90	>50	7		
e79	MFL - Medium Flood	31	2700	90	>50	7		
e80	NSP - Narrow Spot	13	3000	90	>50	7		
e80	SP - Spot	16	3000	90	>50	7		
e80	SP2 - Spot	23	3000	90	>50	7		
e80	MFL - Medium Flood	31	3000	90	>50	7		
e81	NSP - Narrow Spot	13	3500	80	>15	7		
e81	SP - Spot	16	3500	80	>15	7		
e81	SP2 - Spot	23	3500	80	>15	7		
e81	MFL - Medium Flood	31	3500	80	>15	7		