

CAMINO STAR - Bollard - Low Voltage - LED High-Power - Brass



IP66

Downloads

- [Product Images \(.zip\)](#)
- [Technical Drawing \(.zip\)](#)
- [IES Files \(.zip\)](#)
- [BIM - Revit \(.zip\)](#)
- [Installation Instructions \(.pdf\)](#)

Product Variant Examples



CAMINO STAR - Bollard - Low Voltage - LED High-Power - Brass

Available Logic & Configurations

CS- **BO-** **LOD-** **LHP-** **BR-** **___-** **SD-** **___-**
 01 02 03 04 05 06B 06C 06F

01 SERIES

CS - CAMINO STAR

02 CATEGORY

BO - Bollard

03 DRIVER

LOD - Low Voltage

04 LIGHT SOURCE (TYPE)

LHP - LED High-Power

05 MATERIAL

BR - Brass

06B MOUNT

AB - Anchor Base

PI1-S18 - Pipe PI1 - 18" Stake

06C STYLE

SD - Style D

06F SIZE

H06 - Height: 06"

H12 - Height: 12"

H18 - Height: 18"

H24 - Height: 24"

___- **WL00-** **___-**
 07 11 12

07 LIGHT SOURCE

e70 - 2700K CRI80 - 3W (105 - 105 lm)

e71 - 3000K CRI80 - 3W (109 - 109 lm)

e72 - 4000K CRI80 - 3W (123 - 123 lm)

e73 - Amber - 3W

e85 - 2700K CRI90 - 3W

e86 - 3000K CRI90 - 3W

e87 - 3500K CRI80 - 3W

11 WIRING LENGTH

WL00 - Standard

12 FINISH

Standard Finishes

BLP, BZP, WHP, SAP, BLW, BZW, WHW, VER

Premium Finishes

CMG, SMG, RMG, AMG, TXF, BCM, BGE, WCP, OCP, HUG, ABP, BPP, SDS,

WIR, CAP, CRM, AQW, NBP

Brass Finishes

MAB, POB, MIT

Other - RAL

RAL

Other - Custom Color

CUS

NOTE: Not all configurations may be compatible with one another. Please configure the product for specific 2D, Photometry, Downloads, Spec Sheet and Compatible mountings and power supplies.

CAMINO STAR - Bollard - Low Voltage - LED High-Power - Brass

Features



Anti-condensation vent allows moisture to exit the fixture but never enter in



Lens factory adhered to fixture cap providing hermetically sealed optical compartment



Manufactured in the USA with sustainable processes



Water-tight anti-siphon plug prevents moisture ingress from wireways



Secured with tamper-resistant, stainless steel hardware



Easily replaceable modular components reduce waste and extend fixture life



Slip fit cap & high temp. silicone 'O' ring provides reliable water-tight seal



Solid billet fixture body provides unmatched durability and heat management

WARNING: This is a low voltage product. Please check "Mountings With A Power Supply" or "Power Supplies" to order remote transformer separately.

Technical

Driver: Low Voltage

Light Source (Type): LED High-Power

Material: Brass

CCT (K): Amber, 2700, 3000, 3500, 4000

CRI: 80, 90

Input Power (W): 3

Delivered Lumens (lm): 105 - 123

Beam Angle (°): 360h x 270v, 360h x 270v

Mount: Anchor Base, Pipe P11 - 18" Stake

Style: Style D

Size: Height: 06", Height: 12", Height: 18", Height: 24"

Wiring Length: Standard

Finish: Standard Finishes, Premium Finishes, Brass Finishes, Other - RAL, Other - Custom Color

Body: Unibody design, with enclosed, water-proof wireway and integral heat sink, fully machined from solid billet.

Material Detail: Furnished in brass (360).

Light Source Detail: High power LEDs modular design with electrical disconnects., Non-dimming.

Hardware: Tamper-resistant, stainless steel hardware.

Sealing: 'O' Ring provides water-tight seal.

Note: Stability Flange included.

Finish Detail: Powder coat or metal finish options available for brass material.

Warranty: 5-year limited warranty.

CAMINO STAR - Bollard - Low Voltage - LED High-Power - Brass

Finishes

STANDARD FINISHES



[BLP] Satin Black



[BZP] Satin Bronze



[WHP] Satin White



[SAP] Satin Aluminum



[BLW] Black Wrinkle



[BZW] Bronze Wrinkle



[WHW] White Wrinkle



[VER] Verde

PREMIUM FINISHES



[CMG] Cascade Mountain Granite



[SMG] Sierra Mountain Granite




[RMG] Rocky Mountain Granite




[AMG] Aleutian Mountain Granite



[TXF] Textured Forest



[BCM] Black Chrome



[BGE] Beige




[WCP] Weathered Copper




[OCP] Old Copper




[HUG] Hunter Green



[ABP] Antique Brass Powder



[BPP] Brown Patina Powder



[SDS] Sonoran Desert Sandstone



[WIR] Weathered Iron




[CAP] Clear Anodized Powder



[CRM] Cream



[AQW] Antique White



[NBP] Natural Brass Powder

BRASS FINISHES



[MAB] Machined (Brass)



[POB] Polished (Brass)




[MIT] Mitique

OTHER - RAL



[RAL] RAL Color

OTHER - CUSTOM COLOR



[CUS] Custom Color

CAMINO STAR - Bollard - Low Voltage - LED High-Power - Brass

Light Source

Light Source	Optic	Beam Angle	CCT (K)	CRI	R9	Input Power (W)	Delivered Lumens (Lm)	CBCP
e70	-	360h x 270v	2700	80	>15	3	105	
e71	-	360h x 270v	3000	80	>15	3	109	
e72	-	360h x 270v	4000	80	>15	3	123	
e73	-	360h x 270v	Amber			3		
e85	-	360h x 270v	2700	90	>50	3		
e86	-	360h x 270v	3000	90	>50	3		
e87	-	360h x 270v	3500	90	>50	3		