

DENALI - Ceiling Mount - Line Voltage - LED COB - Surface Mount

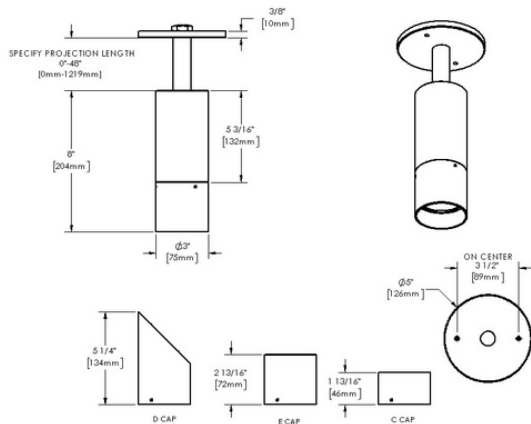
UPGRADED



Downloads

- Product Images (.zip)
- Technical Drawing (.zip)
- 2D (.dwg)
- 2D (.dxf)
- IES Files (.zip)
- BIM - Revit (.zip)
- Installation Instructions (.pdf)

Product Variant Examples



DENALI - Ceiling Mount - Line Voltage - LED COB - Surface Mount

Available Logic & Configurations

DE- **CM-** **LID-** **LCB-** **AL-** **SM-** **-** **-**
 01 02 03 04 05 06B 06C 06E

- 01 SERIES**
DE - DENALI
- 02 CATEGORY**
CM - Ceiling Mount
- 03 DRIVER**
LID - Line Voltage
- 04 LIGHT SOURCE (TYPE)**
LCB - LED COB

- 05 MATERIAL**
AL - Aluminum
- 06B MOUNT**
SM - Surface Mount
- 06C STYLE**
CC - Cap C - Flush Lens
CD - Cap D - 45°
CE - Cap E - 90°
- 06E INPUT VOLTAGE**
120 - 120V
277 - 277V

- **-** **-** **-** **-** **WL00-** **-**
 07 08 09 10A 10B 11 12

- 07 LIGHT SOURCE**
 x98 - 2700K CRI80 - 13W (829 - 1180 lm)
 x99 - 3000K CRI80 - 13W (869 - 1237 lm)
 x100 - 4000K CRI80 - 13W (903 - 1285 lm)
 x101 - 2700K CRI90 - 13W (574 - 817 lm)
 x102 - 3000K CRI90 - 13W (631 - 899 lm)
 x103 - 3500K CRI80 - 13W (855 - 1217 lm)
 x104 - 3500K CRI90 - 13W (611 - 869 lm)
 x121 - 4000K CRI90 - 13W (681 - 969 lm)
 x122 - 2700K CRI80 - 21W (1208 - 1416 lm)
 x123 - 3000K CRI80 - 21W (1341 - 1571 lm)
 x124 - 3500K CRI80 - 21W (1136 - 1331 lm)
 x125 - 4000K CRI80 - 21W (1394 - 1634 lm)
 x126 - 2700K CRI90 - 21W (818 - 959 lm)
 x127 - 3000K CRI90 - 21W (1007 - 1180 lm)
 x128 - 3500K CRI90 - 21W (723 - 847 lm)
 x129 - 4000K CRI90 - 21W (1089 - 1277 lm)

- 08 OPTIC**
 SP - Spot (17°)
 FL - Flood (45°)
 WFL - Wide Flood (53°)

- 09 CONTROL**
 ELV - ELV Dimming (For use with Electronic Low Voltage Dimmer. 120V only.)
 INC - INC Dimming (For use with Incandescent Dimmer. 120V only.)
 010 - 0-10V (120V,277V)
- 10A LENS**
 09 - Clear (Standard)
 12 - Soft Focus
 13 - Rectilinear
- 10B SHIELDING**
 00 - Not included (Standard)
 11 - Honeycomb Baffle
- 11 WIRING LENGTH**
 WL00 - Standard
- 12 FINISH**
 Standard Finishes
 BLP, BZP, WHP, SAP, BLW, BZW, WHW, VER
 Premium Finishes
 CMG, SMG, RMG, AMG, TXF, BCM, BGE, WCP, OCP, HUG, ABP, BPP, SDS,
 WIR, CAP, CRM, AQW, NBP
 Other - RAL
 RAL
 Other - Custom Color
 CUS

NOTE: Not all configurations may be compatible with one another. Please configure the product for specific 2D, Photometry, Downloads, Spec Sheet and Compatible mountings and power supplies.

DENALI - Ceiling Mount - Line Voltage - LED COB - Surface Mount

Features



Anti-condensation vent allows moisture to exit the fixture but never enter in



Lens factory adhered to fixture cap providing hermetically sealed optical compartment



Manufactured in the USA with sustainable processes



Water-tight anti-siphon plug prevents moisture ingress from wireways



Secured with tamper-resistant, stainless steel hardware



Easily replaceable modular components reduce waste and extend fixture life



Slip fit cap & high temp. silicone 'O' ring provides reliable water-tight seal



Solid billet fixture body provides unmatched durability and heat management

Technical

Driver: Line Voltage

Light Source (Type): LED COB

Material: Aluminum

CCT (K): 2700, 3500, 3000, 4000

CRI: 80, 90

Input Power (W): 13, 21

Delivered Lumens (lm): 574 - 1634

Beam Angle (°): 17, 45, 53

Control: 0-10V (120V, 277V), ELV Dimming (For use with Electronic Low Voltage Dimmer. 120V only.), INC Dimming (For use with Incandescent Dimmer. 120V only.)

Mount: Surface Mount

Style: Cap C - Flush Lens, Cap D - 45°, Cap E - 90°

Input Voltage: 120V, 277V

Lens: Soft Focus, Clear (Standard), Rectilinear

Shielding: Not included (Standard), Honeycomb Baffle

Wiring Length: Standard

Finish: Standard Finishes, Premium Finishes, Other - RAL, Other - Custom Color

Body: Unibody design with enclosed, water-proof wireway, integral heat sink, fully machined from solid billet, anti-condensation and corrosion vent equalizes fixture pressure and eliminates potential for damage to internal components.

Material Detail: Furnished in copper-free aluminum (6061-T6).

Light Source Detail: COB (Chip on Board) technology and modular design with electrical quick disconnects.

Optics: Interchangeable optics permit changes in the field.

Hardware: Tamper-resistant, stainless steel hardware. Hardware is black oxide treated for additional corrosion resistance.

Sealing: 'O' Ring provides water-tight seal.

Finish Detail: StarGuard, our 15-stage chromate-free process, cleans and conversion coats aluminum components prior to application of Class 'A' TGIC polyester powder coating. It is RoHS compliant.

Warranty: 5-year limited warranty.

DENALI - Ceiling Mount - Line Voltage - LED COB - Surface Mount

Finishes

STANDARD FINISHES



[BLP] Satin Black



[BZP] Satin Bronze



[WHP] Satin White



[SAP] Satin Aluminum



[BLW] Black Wrinkle



[BZW] Bronze Wrinkle



[WHW] White Wrinkle



[VER] Verde

PREMIUM FINISHES



[CMG] Cascade Mountain Granite



[SMG] Sierra Mountain Granite



[RMG] Rocky Mountain Granite




[AMG] Aleutian Mountain Granite



[TXF] Textured Forest



[BCM] Black Chrome



[BGE] Beige



[WCP] Weathered Copper



[OCP] Old Copper



[HUG] Hunter Green



[ABP] Antique Brass Powder



[BPP] Brown Patina Powder




[SDS] Sonoran Desert Sandstone



[WIR] Weathered Iron



[CAP] Clear Anodized Powder



[CRM] Cream



[AQW] Antique White




[NBP] Natural Brass Powder

OTHER - RAL



[RAL] RAL Color

OTHER - CUSTOM COLOR



[CUS] Custom Color

DENALI - Ceiling Mount - Line Voltage - LED COB - Surface Mount

Light Source

Light Source	Optic	Beam Angle	CCT (K)	CRI	R9	Input Power (W)	Delivered Lumens (Lm)	CBCP
x98	SP - Spot	17	2700	80	>15	13	829	6480
x98	FL - Flood	45	2700	80	>15	13	1041	1773
x98	WFL - Wide Flood	53	2700	80	>15	13	1180	1478
x99	SP - Spot	17	3000	80	>15	13	869	6796
x99	FL - Flood	45	3000	80	>15	13	1091	1860
x99	WFL - Wide Flood	53	3000	80	>15	13	1237	1550
x100	SP - Spot	17	4000	80	>15	13	903	7059
x100	FL - Flood	45	4000	80	>15	13	1134	1931
x100	WFL - Wide Flood	53	4000	80	>15	13	1285	1610
x101	SP - Spot	17	2700	90	>50	13	574	4486
x101	FL - Flood	45	2700	90	>50	13	720	1228
x101	WFL - Wide Flood	53	2700	90	>50	13	817	1023
x102	SP - Spot	17	3000	90	>50	13	631	4936
x102	FL - Flood	45	3000	90	>50	13	793	1350
x102	WFL - Wide Flood	53	3000	90	>50	13	899	1126
x103	SP - Spot	17	3500	80	>15	13	855	6685
x103	FL - Flood	45	3500	80	>15	13	1074	1829
x103	WFL - Wide Flood	53	3500	80	>15	13	1217	1525
x104	SP - Spot	17	3500	90	>50	13	611	4775
x104	FL - Flood	45	3500	90	>50	13	767	1307
x104	WFL - Wide Flood	53	3500	90	>50	13	869	1089
x121	SP - Spot	17	4000	90	>50	13	681	5324
x121	FL - Flood	45	4000	90	>50	13	855	1457
x121	WFL - Wide Flood	53	4000	90	>50	13	969	1214
x122	SP - Spot	17	2700	80	>15	21	1208	9040
x122	FL - Flood	45	2700	80	>15	21	1359	2437
x122	WFL - Wide Flood	53	2700	80	>15	21	1416	1876
x123	SP - Spot	17	3000	80	>15	21	1341	10030
x123	FL - Flood	45	3000	80	>15	21	1508	2704
x123	WFL - Wide Flood	53	3000	80	>15	21	1571	2082
x124	SP - Spot	17	3500	80	>15	21	1136	8496
x124	FL - Flood	45	3500	80	>15	21	1277	2290
x124	WFL - Wide Flood	53	3500	80	>15	21	1331	1763
x125	SP - Spot	17	4000	80	>15	21	1394	10431
x125	FL - Flood	45	4000	80	>15	21	1568	2812
x125	WFL - Wide Flood	53	4000	80	>15	21	1634	2165
x126	SP - Spot	17	2700	90	>50	21	818	6120
x126	FL - Flood	45	2700	90	>50	21	920	1650
x126	WFL - Wide Flood	53	2700	90	>50	21	959	1270
x127	SP - Spot	17	3000	90	>50	21	1007	7535
x127	FL - Flood	45	3000	90	>50	21	1133	2031
x127	WFL - Wide Flood	53	3000	90	>50	21	1180	1564
x128	SP - Spot	17	3500	90	>50	21	723	5406
x128	FL - Flood	45	3500	90	>50	21	813	1457
x128	WFL - Wide Flood	53	3500	90	>50	21	847	1225
x129	SP - Spot	17	4000	90	>50	21	1089	8148
x129	FL - Flood	45	4000	90	>50	21	1225	2196
x129	WFL - Wide Flood	53	4000	90	>50	21	1277	1691