

DEMI - Ceiling Mount - Line Voltage - LED High-Power - Surface Mount

NEW

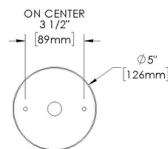
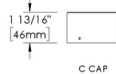
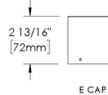
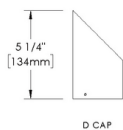
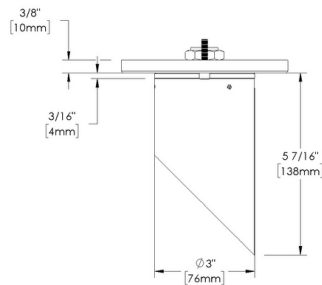


IP66

Downloads

- Product Images (.zip)
- Technical Drawing (.zip)
- 2D (.dwg)
- 2D (.dxf)
- IES Files (.zip)
- BIM - Revit (.zip)
- Installation Instructions (.pdf)

Product Variant Examples



DEMI - Ceiling Mount - Line Voltage - LED High-Power - Surface Mount

Available Logic & Configurations

DI- **CM-** **LID-** **LHP-** **AL-** **SM-** **___-**
 01 02 03 04 05 06B 06C

01 SERIES

DI - DEMI

02 CATEGORY

CM - Ceiling Mount

03 DRIVER

LID - Line Voltage

04 LIGHT SOURCE (TYPE)

LHP - LED High-Power

05 MATERIAL

AL - Aluminum

06B MOUNT

SM - Surface Mount

06C STYLE

CC - Cap C - Flush Lens

CD - Cap D - 45°

CE - Cap E - 90°

___- **___-** **___-** **___-** **___-** **WL00-** **___-**
 07 08 09 10A 10B 11 12

07 LIGHT SOURCE

e150 - 2700K CRI80 - 9W (370 - 458 lm)

e151 - 3000K CRI80 - 9W (406 - 502 lm)

e152 - 3500K CRI80 - 9W (419 - 518 lm)

e153 - 4000K CRI80 - 9W (403 - 499 lm)

e154 - 2700K CRI90 - 9W

e155 - 3000K CRI90 - 9W

e156 - 3500K CRI90 - 9W

e157 - 4000K CRI90 - 9W

08 OPTIC

VNSP - Very Narrow Spot (7°)

NSP - Narrow Spot (10°)

SP - Spot (17.5°)

MFL - Medium Flood (30°)

FL - Flood (41°)

09 CONTROL

ELV - ELV Dimming (For use with Electronic Low Voltage Dimmer. 120V only.)

INC - INC Dimming (For use with Incandescent Dimmer. 120V only.)

010 - 0-10V (120V,277V)

10A LENS

09 - Clear (Standard)

13 - Rectilinear

10B SHIELDING

00 - Not included (Standard)

11 - Honeycomb Baffle

11 WIRING LENGTH

WL00 - Standard

12 FINISH

Standard Finishes

BLP, BZP, WHP, SAP, BLW, BZW, WHW, VER

Premium Finishes

CMG, SMG, RMG, AMG, TXF, BCM, BGE, WCP, OCP, HUG, ABP, BPP, SDS,

WIR, CAP, CRM, AQW, NBP

Other - RAL

RAL

Other - Custom Color

CUS

NOTE: Not all configurations may be compatible with one another. Please configure the product for specific 2D, Photometry, Downloads, Spec Sheet and Compatible mountings and power supplies.

DEMI - Ceiling Mount - Line Voltage - LED High-Power - Surface Mount

Features



Anti-condensation vent allows moisture to exit the fixture but never enter in



Lens factory adhered to fixture cap providing hermetically sealed optical compartment



Manufactured in the USA with sustainable processes



Water-tight anti-siphon plug prevents moisture ingress from wireways



Secured with tamper-resistant, stainless steel hardware



Easily replaceable modular components reduce waste and extend fixture life



Slip fit cap & high temp. silicone 'O' ring provides reliable water-tight seal



Solid billet fixture body provides unmatched durability and heat management

Technical

Driver: Line Voltage

Light Source (Type): LED High-Power

Material: Aluminum

CCT (K): 2700, 3500, 3000, 4000

CRI: 80, 90

Input Power (W): 9

Delivered Lumens (lm): 370 - 518

Beam Angle (°): 7, 10, 17.5, 30, 41

Control: 0-10V (120V, 277V), ELV Dimming (For use with Electronic Low Voltage Dimmer. 120V only.), INC Dimming (For use with Incandescent Dimmer. 120V only.)

Mount: Surface Mount

Style: Cap C - Flush Lens, Cap D - 45°, Cap E - 90°

Input Voltage: 120V, 277V

Lens: Clear (Standard), Rectilinear

Shielding: Not included (Standard), Honeycomb Baffle

Wiring Length: Standard

Finish: Standard Finishes, Premium Finishes, Other - RAL, Other - Custom Color

Body: Unibody design with enclosed, water-proof wireway, integral heat sink, fully machined from solid billet, anti-condensation and corrosion vent equalizes fixture pressure and eliminates potential for damage to internal components.

Material Detail: Furnished in copper-free aluminum (6061-T6).

Light Source Detail: High power LEDs modular design with electrical disconnects.

Optics: Interchangeable optics permit changes in the field.

Hardware: Tamper-resistant, stainless steel hardware. Hardware is black oxide treated for additional corrosion resistance.

Sealing: 'O' Ring provides water-tight seal., Anti-condensation and corrosion vent equalizes fixture pressure and eliminates potential for damage to internal components.

Finish Detail: StarGuard, our 15-stage chromate-free process, cleans and conversion coats aluminum components prior to application of Class 'A' TGIC polyester powder coating. It is RoHS compliant.

Warranty: 5-year limited warranty.

DEMI - Ceiling Mount - Line Voltage - LED High-Power - Surface Mount

Finishes

STANDARD FINISHES



[BLP] Satin Black



[BZP] Satin Bronze



[WHP] Satin White



[SAP] Satin Aluminum



[BLW] Black Wrinkle



[BZW] Bronze Wrinkle



[WHW] White Wrinkle



[VER] Verde

PREMIUM FINISHES



[CMG] Cascade Mountain Granite



[SMG] Sierra Mountain Granite



[RMG] Rocky Mountain Granite



[AMG] Aleutian Mountain Granite



[TXF] Textured Forest



[BCM] Black Chrome



[BGE] Beige



[WCP] Weathered Copper



[OCP] Old Copper



[HUG] Hunter Green



[ABP] Antique Brass Powder



[BPP] Brown Patina Powder



[SDS] Sonoran Desert Sandstone




[WIR] Weathered Iron



[CAP] Clear Anodized Powder



[CRM] Cream



[AQW] Antique White



[NBP] Natural Brass Powder

OTHER - RAL



[RAL] RAL Color

OTHER - CUSTOM COLOR



[CUS] Custom Color

DEMI - Ceiling Mount - Line Voltage - LED High-Power - Surface Mount

Light Source

Light Source	Optic	Beam Angle	CCT (K)	CRI	R9	Input Power (W)	Delivered Lumens (Lm)	CBCP
e150	VNSP - Very Narrow Spot	7	2700	80	>15	9	413	12923
e150	NSP - Narrow Spot	10	2700	80	>15	9	458	6486
e150	SP - Spot	17.5	2700	80	>15	9	425	2627
e150	MFL - Medium Flood	30	2700	80	>15	9	415	841
e150	FL - Flood	41	2700	80	>15	9	370	428
e151	VNSP - Very Narrow Spot	7	3000	80	>15	9	453	14177
e151	NSP - Narrow Spot	10	3000	80	>15	9	502	7115
e151	SP - Spot	17.5	3000	80	>15	9	466	2882
e151	MFL - Medium Flood	30	3000	80	>15	9	455	922
e151	FL - Flood	41	3000	80	>15	9	406	469
e152	VNSP - Very Narrow Spot	7	3500	80	>15	9	467	14624
e152	NSP - Narrow Spot	10	3500	80	>15	9	518	7339
e152	SP - Spot	17.5	3500	80	>15	9	481	2973
e152	MFL - Medium Flood	30	3500	80	>15	9	469	951
e152	FL - Flood	41	3500	80	>15	9	419	484
e153	VNSP - Very Narrow Spot	7	4000	80	>15	9	450	14072
e153	NSP - Narrow Spot	10	4000	80	>15	9	499	7067
e153	SP - Spot	17.5	4000	80	>15	9	463	2863
e153	MFL - Medium Flood	30	4000	80	>15	9	452	916
e153	FL - Flood	41	4000	80	>15	9	403	466
e154	VNSP - Very Narrow Spot	7	2700	90	>50	9		
e154	NSP - Narrow Spot	10	2700	90	>50	9		
e154	SP - Spot	17.5	2700	90	>50	9		
e154	MFL - Medium Flood	30	2700	90	>50	9		
e154	FL - Flood	41	2700	90	>50	9		
e155	VNSP - Very Narrow Spot	7	3000	90	>50	9		
e155	NSP - Narrow Spot	10	3000	90	>50	9		
e155	SP - Spot	17.5	3000	90	>50	9		
e155	MFL - Medium Flood	30	3000	90	>50	9		
e155	FL - Flood	41	3000	90	>50	9		
e156	VNSP - Very Narrow Spot	7	3500	90	>50	9		
e156	NSP - Narrow Spot	10	3500	90	>50	9		
e156	SP - Spot	17.5	3500	90	>50	9		
e156	MFL - Medium Flood	30	3500	90	>50	9		
e156	FL - Flood	41	3500	90	>50	9		
e157	VNSP - Very Narrow Spot	7	4000	90	>50	9		
e157	NSP - Narrow Spot	10	4000	90	>50	9		
e157	SP - Spot	17.5	4000	90	>50	9		
e157	MFL - Medium Flood	30	4000	90	>50	9		
e157	FL - Flood	41	4000	90	>50	9		