

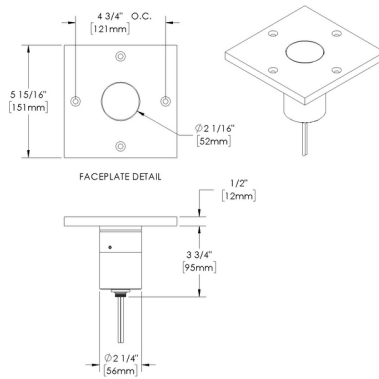

# GOLD STAR - In-grade - Low Voltage - LED High-Power - Square



**Downloads**

- Product Images (.zip)
- Technical Drawing (.zip)
- 2D (.dwg)
- 2D (.dxf)
- IES Files (.zip)
- BIM - Revit (.zip)
- Installation Instructions (.pdf)

**Product Variant Examples**



# GOLD STAR - In-grade - Low Voltage - LED High-Power - Square

## Available Logic & Configurations

**GD-** **IN-** **LOD-** **LHP-** **\_\_\_-** **SQ-** **FSM-**  
 01 02 03 04 05 06A 06B

**01 SERIES**

**GD** - GOLD STAR

**02 CATEGORY**

**IN** - In-grade

**03 DRIVER**

**LOD** - Low Voltage

**04 LIGHT SOURCE (TYPE)**

**LHP** - LED High-Power

**\_\_\_-** **\_\_\_-** **\_\_\_-** **\_\_\_-** **\_\_\_-** **\_\_\_-**  
 07 08 10A 10B 11 12

**07 LIGHT SOURCE**

- e64** - 2700K CRI80 - 7W (397 - 456 lm)
- e65** - 3000K CRI80 - 7W (406 - 466 lm)
- e66** - 4000K CRI80 - 7W (456 - 524 lm)
- e74** - Amber - 7W (260 - 299 lm)
- e79** - 2700K CRI90 - 7W
- e80** - 3000K CRI90 - 7W
- e81** - 3500K CRI80 - 7W

**08 OPTIC**

- NSP** - Narrow Spot (13°)
- SP** - Spot (16°)
- SP2** - Spot (23°)
- MFL** - Medium Flood (31°)

**05 MATERIAL**

- AL** - Aluminum
- BR** - Brass
- SS** - Stainless Steel

**06A SHAPE**

**SQ** - Square

**06B MOUNT**

**FSM** - Faceplate Surface Mount

**10A LENS**

- 12** - Soft Focus
- 13** - Rectilinear

**10B SHIELDING**

- 00** - Not included (Standard)
- 11** - Honeycomb Baffle

**11 WIRING LENGTH**

- WL00** - Standard
- WL25** - 25 Ft Leads

**12 FINISH**

- Standard Finishes
- BLP, BZP, WHP, SAP, BLW, BZW, WHW, VER**
- Premium Finishes
- CMG, SMG, RMG, AMG, TXF, BCM, BGE, WCP, OCP, HUG, ABP, BPP, SDS, WIR, CAP, CRM, AQW, NBP**
- Other - RAL
- RAL**
- Other - Custom Color
- CUS**
- Brass Finishes
- MAB, POB, MIT**
- Stainless Steel Finishes
- MAS, POS**

**NOTE:** Not all configurations may be compatible with one another. Please configure the product for specific 2D, Photometry, Downloads, Spec Sheet and Compatible mountings and power supplies.

# GOLD STAR - In-grade - Low Voltage - LED High-Power - Square

## Features



Anti-condensation vent allows moisture to exit the fixture but never enter in



Lens factory adhered to fixture cap providing hermetically sealed optical compartment



Secured with flush, countersunk tamper resistant hardware



Machined solid billet faceplate provides unmatched strength and durability



Manufactured in the USA with sustainable processes



Water-tight anti-siphon plug prevents moisture ingress from wireways



Easily replaceable modular components reduce waste and extend fixture life

**WARNING: This is a low voltage product. Please check "Mountings With A Power Supply" or "Power Supplies" to order remote transformer separately.**

## Technical

**Driver:** Low Voltage

**Light Source (Type):** LED High-Power

**Material:** Aluminum, Brass, Stainless Steel

**CCT (K):** Amber, 2700, 3500, 3000, 4000

**CRI:** 80, 90

**Input Power (W):** 7

**Delivered Lumens (lm):** 260 - 524

**Beam Angle (°):** 7, 13, 16, 23, 31

**Shape:** Square

**Mount:** Faceplate Surface Mount

**Lens:** Soft Focus, Rectilinear

**Shielding:** Not included (Standard), Honeycomb Baffle

**Wiring Length:** Standard, 25 Ft Leads

**Finish:** Standard Finishes, Premium Finishes, Other - RAL, Other - Custom Color, Brass Finishes, Stainless Steel Finishes

**Body:** Unibody design with enclosed, water-proof wireway, integral heat sink, fully machined from solid billet, anti-condensation and corrosion vent equalizes fixture pressure and eliminates potential for damage to internal components.

**Material Detail:** Furnished in stainless steel (304), Furnished in brass (360), Furnished in copper-free aluminum (6061-T6).

**Light Source Detail:** High power LEDs modular design with electrical disconnects.

**Optics:** Interchangeable optics permit changes in the field.

**Hardware:** Tamper-resistant, stainless steel hardware.

**Sealing:** 'O' Ring provides water-tight seal., Anti-condensation and corrosion vent equalizes fixture pressure and eliminates potential for damage to internal components.

**Note:** Adjust-e-Lume, an LED board feature, allows for dynamic lumen response at the individual fixture. Indexed (100% to 25% nom.) lumen output. Maintains output at desired level or may be changed (A9 to A1). Standard preset from the factory is A9 (100%).

**Finish Detail:** Powder coat or metal finish options available for brass material., Metal finish option only for stainless steel material., StarGuard, our 15-stage chromate-free process, cleans and conversion coats aluminum components prior to application of Class 'A' TGIC polyester powder coating. It is RoHS compliant.

**Warranty:** 5-year limited warranty.

# GOLD STAR - In-grade - Low Voltage - LED High-Power - Square

## Finishes

### STANDARD FINISHES



[BLP] Satin Black



[BZP] Satin Bronze



[WHP] Satin White



[SAP] Satin Aluminum



[BLW] Black Wrinkle



[BZW] Bronze Wrinkle



[WHW] White Wrinkle



[VER] Verde

### PREMIUM FINISHES



[CMG] Cascade Mountain Granite



[SMG] Sierra Mountain Granite




[RMG] Rocky Mountain Granite




[AMG] Aleutian Mountain Granite



[TXF] Textured Forest



[BCM] Black Chrome



[BGE] Beige



[WCP] Weathered Copper



[OCP] Old Copper




[HUG] Hunter Green



[ABP] Antique Brass Powder



[BPP] Brown Patina Powder



[SDS] Sonoran Desert Sandstone




[WIR] Weathered Iron



[CAP] Clear Anodized Powder



[CRM] Cream



[AQW] Antique White



[NBP] Natural Brass Powder

### OTHER - RAL




[RAL] RAL Color

### OTHER - CUSTOM COLOR




[CUS] Custom Color

### BRASS FINISHES



[MAB] Machined (Brass)



[POB] Polished (Brass)



[MIT] Mitique

### STAINLESS STEEL FINISHES



[MAS] Machined (Stainless Steel)



[POS] Polished (Stainless Steel)

# GOLD STAR - In-grade - Low Voltage - LED High-Power - Square

## Light Source

Light Source	Optic	Beam Angle	CCT (K)	CRI	R9	Input Power (W)	Delivered Lumens (Lm)	CBCP
e64	NSP - Narrow Spot	13	2700	80	>15	7	456	5993
e64	SP - Spot	16	2700	80	>15	7	445	4546
e64	SP2 - Spot	23	2700	80	>15	7	397	1726
e64	MFL - Medium Flood	31	2700	80	>15	7	399	1131
e65	NSP - Narrow Spot	13	3000	80	>15	7	466	6131
e65	SP - Spot	16	3000	80	>15	7	455	4650
e65	SP2 - Spot	23	3000	80	>15	7	406	1766
e65	MFL - Medium Flood	31	3000	80	>15	7	409	1157
e66	NSP - Narrow Spot	13	4000	80	>15	7	524	6889
e66	SP - Spot	16	4000	80	>15	7	511	5225
e66	SP2 - Spot	23	4000	80	>15	7	456	1984
e66	MFL - Medium Flood	31	4000	80	>15	7	459	1300
e74	NSP - Narrow Spot	13	Amber			7	299	3927
e74	SP - Spot	16	Amber			7	291	2978
e74	SP2 - Spot	23	Amber			7	260	1131
e74	MFL - Medium Flood	31	Amber			7	262	741
e79	NSP - Narrow Spot	13	2700	90	>50	7		
e79	SP - Spot	16	2700	90	>50	7		
e79	SP2 - Spot	23	2700	90	>50	7		
e79	MFL - Medium Flood	31	2700	90	>50	7		
e80	NSP - Narrow Spot	13	3000	90	>50	7		
e80	SP - Spot	16	3000	90	>50	7		
e80	SP2 - Spot	23	3000	90	>50	7		
e80	MFL - Medium Flood	31	3000	90	>50	7		
e81	NSP - Narrow Spot	7	3500	80	>15	7		
e81	SP - Spot	16	3500	80	>15	7		
e81	SP2 - Spot	23	3500	80	>15	7		
e81	MFL - Medium Flood	31	3500	80	>15	7		