

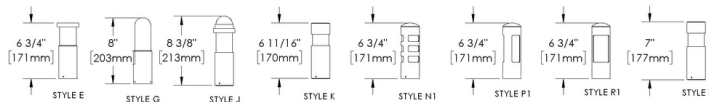
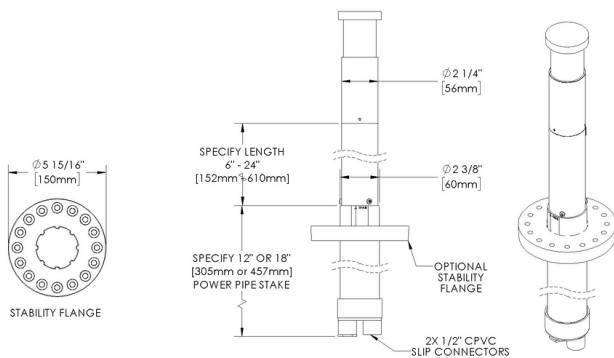
# GLOW STAR - Bollard - Line Voltage Via Transformer - Lamp MR16 Gu5.3 - Brass - Style E - Height: 6" - 24" - Pipe PI1 - 18" Junction Box



**Downloads**

- Product Images (.zip)
- Technical Drawing (.zip)
- 2D (.dwg)
- 2D (.dxf)
- BIM - Revit (.zip)
- Installation Instructions (.pdf)

**Product Variant Examples**



# GLOW STAR - Bollard - Line Voltage Via Transformer - Lamp MR16 Gu5.3 - Brass - Style E - Height: 6" - 24" - Pipe P11 - 18" Junction Box

## Available Logic & Configurations

**GL-** **BO-** **LIT-** **LAM16-** **BR-** **P11-J18-** **SE-** **-** **-**  
 01 02 03 04 05 06B 06C 06E 06F

**01 SERIES**

**GL** - GLOW STAR

**02 CATEGORY**

**BO** - Bollard

**03 DRIVER**

**LIT** - Line Voltage Via Transformer

**04 LIGHT SOURCE (TYPE)**

**LAM16** - Lamp MR16 Gu5.3

**05 MATERIAL**

**BR** - Brass

**06B MOUNT**

**P11-J18** - Pipe P11 - 18" Junction Box

**06C STYLE**

**SE** - Style E

**06E INPUT VOLTAGE**

**120** - 120V

**277** - 277V

**06F SIZE**

**H06** - Height: 06"

**H12** - Height: 12"

**H18** - Height: 18"

**H24** - Height: 24"

**-** **-** **WL00-** **-**  
 07 09 11 12

**07 LIGHT SOURCE**

**00** - Not included

**359** - 2700K CRI90 - 7.5W - 10°

**361** - 2700K CRI90 - 7.5W - 25°

**362** - 2700K CRI90 - 7.5W - 36°

**363** - 3000K CRI90 - 7.5W - 10°

**365** - 3000K CRI90 - 7.5W - 25°

**366** - 3000K CRI90 - 7.5W - 36°

**09 CONTROL**

**ELV** - ELV Dimming (For use with Electronic Low Voltage Dimmer. 120V only.)

**NON** - Non-dimming

**11 WIRING LENGTH**

**WL00** - Standard

**12 FINISH**

Standard Finishes

**BLP, BZP, WHP, SAP, BLW, BZW, WHW, VER**

Premium Finishes

**CMG, SMG, RMG, AMG, TXF, BCM, BGE, WCP, OCP, HUG, ABP, BPP, SDS,**

**WIR, CAP, CRM, AQW, NBP**

Brass Finishes

**MAB, POB, MIT**

Other - RAL

**RAL**

Other - Custom Color

**CUS**

**NOTE:** Not all configurations may be compatible with one another. Please configure the product for specific 2D, Photometry, Downloads, Spec Sheet and Compatible mountings and power supplies.

# GLOW STAR - Bollard - Line Voltage Via Transformer - Lamp MR16 Gu5.3 - Brass - Style E - Height: 6" - 24" - Pipe PI1 - 18" Junction Box

## Features



Anti-condensation vent allows moisture to exit the fixture but never enter in



Lens factory adhered to fixture cap providing hermetically sealed optical compartment



Manufactured in the USA with sustainable processes



Water-tight anti-siphon plug prevents moisture ingress from wireways



Secured with tamper-resistant, stainless steel hardware



Easily replaceable modular components reduce waste and extend fixture life



Slip fit cap & high temp. silicone 'O' ring provides reliable water-tight seal



Solid billet fixture body provides unmatched durability and heat management

## Technical

**Driver:** Line Voltage Via Transformer

**Light Source (Type):** Lamp MR16 Gu5.3

**Material:** Brass

**CCT (K):** 2700, 3000

**CRI:** 90

**Delivered Lumens (lm):** Array

**Beam Angle (°):** 10, 25, 36

**Control:** Non-dimming, ELV Dimming (For use with Electronic Low Voltage Dimmer. 120V only.)

**Mount:** Pipe PI1 - 18" Junction Box

**Style:** Style E

**Input Voltage:** 120V, 277V

**Size:** Height: 06", Height: 12", Height: 18", Height: 24"

**Wiring Length:** Standard

**Finish:** Standard Finishes, Premium Finishes, Brass Finishes, Other - RAL, Other - Custom Color

**Body:** Unibody design, with enclosed, water-proof wireway and integral heat sink, fully machined from solid billet.

**Material Detail:** Furnished in brass (360).

**Light Source Detail:** SORAA® LED lamp provided with fixture. Fixture does NOT include lamp if "00 - Not included" is selected for "07 - Light Source". Halogen lamp compatible. NOT for use with traditional Halogen IR technology lamps.

**Hardware:** Tamper-resistant, stainless steel hardware.

**Sealing:** 'O' Ring provides water-tight seal.

**Note:** Stability Flange included., Transformer included.

**Finish Detail:** Powder coat or metal finish options available for brass material.

**Warranty:** 5-year limited warranty.

# GLOW STAR - Bollard - Line Voltage Via Transformer - Lamp MR16 Gu5.3 - Brass - Style E - Height: 6" - 24" - Pipe PI1 - 18" Junction Box

## Finishes

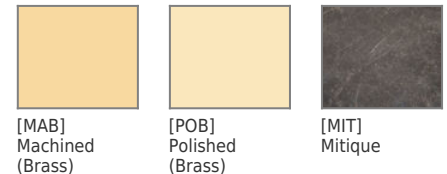
### STANDARD FINISHES



### PREMIUM FINISHES




### BRASS FINISHES



### OTHER - RAL



### OTHER - CUSTOM COLOR



# GLOW STAR - Bollard - Line Voltage Via Transformer - Lamp MR16 Gu5.3 - Brass - Style E - Height: 6" - 24" - Pipe PI1 - 18" Junction Box

## Light Source

Light Source	Optic	Beam Angle	CCT (K)	CRI	R9	Input Power (W)	Delivered Lumens (Lm)	CBCP
359	NSP - Narrow Spot	10	2700	90	>50	7.5		
361	NFL - Narrow Flood	25	2700	90	>50	7.5		
362	MFL - Medium Flood	36	2700	90	>50	7.5		
363	NSP - Narrow Spot	10	3000	90	>50	7.5		
365	NFL - Narrow Flood	25	3000	90	>50	7.5		
366	MFL - Medium Flood	36	3000	90	>50	7.5		