

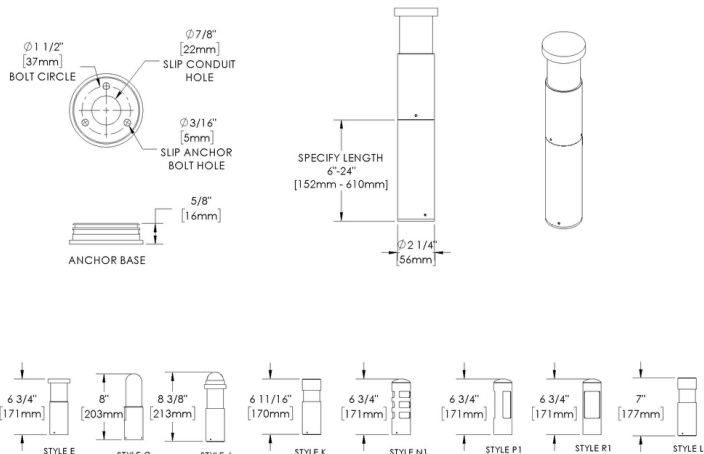
GLOW STAR - Bollard - Line Voltage Via Transformer - Lamp MR16 Gu5.3 - Aluminum - Height: 6" - 24" - Anchor Base



Downloads

- Product Images (.zip)
- Technical Drawing (.zip)
- 2D (.dwg)
- 2D (.dxf)
- BIM - Revit (.zip)
- Installation Instructions (.pdf)

Product Variant Examples



GLOW STAR - Bollard - Line Voltage Via Transformer - Lamp MR16 Gu5.3 - Aluminum - Height: 6" - 24" - Anchor Base

Available Logic & Configurations

GL- 01 **BO-** 02 **LIT-** 03 **LAM16-** 04 **AL-** 05 **AB-** 06B - 06C - 06E - 06F

- 01 SERIES**
GL - GLOW STAR
- 02 CATEGORY**
BO - Bollard
- 03 DRIVER**
LIT - Line Voltage Via Transformer
- 04 LIGHT SOURCE (TYPE)**
LAM16 - Lamp MR16 Gu5.3

- 05 MATERIAL**
AL - Aluminum
- 06B MOUNT**
AB - Anchor Base
- 06C STYLE**
SE - Style E
SJ - Style J
SK - Style K
SN1 - Style N1
SP1 - Style P1
SR1 - Style R1
- 06E INPUT VOLTAGE**
120 - 120V
277 - 277V
- 06F SIZE**
H06 - Height: 06"
H12 - Height: 12"
H18 - Height: 18"
H24 - Height: 24"

 - 07 - 09 **WL00-** 11 - 12

- 07 LIGHT SOURCE**
00 - Not included
359 - 2700K CRI90 - 7.5W - 10°
361 - 2700K CRI90 - 7.5W - 25°
362 - 2700K CRI90 - 7.5W - 36°
363 - 3000K CRI90 - 7.5W - 10°
365 - 3000K CRI90 - 7.5W - 25°
366 - 3000K CRI90 - 7.5W - 36°

- 09 CONTROL**
ELV - ELV Dimming (For use with Electronic Low Voltage Dimmer. 120V only.)
NON - Non-dimming
- 11 WIRING LENGTH**
WL00 - Standard
- 12 FINISH**
Standard Finishes
BLP, BZP, WHP, SAP, BLW, BZW, WHW, VER
Premium Finishes
CMG, SMG, RMG, AMG, TXF, BCM, BGE, WCP, OCP, HUG, ABP, BPP, SDS,
WIR, CAP, CRM, AQW, NBP
Other - RAL
RAL
Other - Custom Color
CUS

NOTE: Not all configurations may be compatible with one another. Please configure the product for specific 2D, Photometry, Downloads, Spec Sheet and Compatible mountings and power supplies.

GLOW STAR - Bollard - Line Voltage Via Transformer - Lamp MR16 Gu5.3 - Aluminum - Height: 6" - 24" - Anchor Base

Features



Anti-condensation vent allows moisture to exit the fixture but never enter in



Lens factory adhered to fixture cap providing hermetically sealed optical compartment



Manufactured in the USA with sustainable processes



Water-tight anti-siphon plug prevents moisture ingress from wireways



Secured with tamper-resistant, stainless steel hardware



Easily replaceable modular components reduce waste and extend fixture life



Slip fit cap & high temp. silicone 'O' ring provides reliable water-tight seal



Solid billet fixture body provides unmatched durability and heat management

Technical

Driver: Line Voltage Via Transformer

Light Source (Type): Lamp MR16 Gu5.3

Material: Aluminum

CCT (K): 2700, 3000

CRI: 90

Delivered Lumens (lm): Array

Beam Angle (°): 10, 25, 36

Control: Non-dimming, ELV Dimming (For use with Electronic Low Voltage Dimmer. 120V only.)

Mount: Anchor Base

Style: Style E, Style J, Style K, Style N1, Style P1, Style R1

Input Voltage: 120V, 277V

Size: Height: 06", Height: 12", Height: 18", Height: 24"

Wiring Length: Standard

Finish: Standard Finishes, Premium Finishes, Other - RAL, Other - Custom Color

Body: Unibody design, with enclosed, water-proof wireway and integral heat sink, fully machined from solid billet.

Material Detail: Furnished in copper-free aluminum (6061-T6).

Light Source Detail: SORAA® LED lamp provided with fixture. Fixture does NOT include lamp if "00 - Not included" is selected for "07 - Light Source". Halogen lamp compatible. NOT for use with traditional Halogen IR technology lamps.

Hardware: Tamper-resistant, stainless steel hardware.

Sealing: 'O' Ring provides water-tight seal.

Note: Transformer included.


Finish Detail: StarGuard, our 15-stage chromate-free process, cleans and conversion coats aluminum components prior to application of Class 'A' TGIC polyester powder coating. It is RoHS compliant.

Warranty: 5-year limited warranty.



















GLOW STAR - Bollard - Line Voltage Via Transformer - Lamp MR16 Gu5.3 - Aluminum - Height: 6" - 24" - Anchor Base

Finishes


STANDARD FINISHES

		
[BLP] Satin Black	[BZP] Satin Bronze	[WHP] Satin White
		
[SAP] Satin Aluminum	[BLW] Black Wrinkle	[BZW] Bronze Wrinkle
		
[WHW] White Wrinkle	[VER] Verde	

PREMIUM FINISHES

		
[CMG] Cascade Mountain Granite	[SMG] Sierra Mountain Granite	[RMG] Rocky Mountain Granite
		
[AMG] Aleutian Mountain Granite	[TXF] Textured Forest	[BCM] Black Chrome
		
[BGE] Beige	[WCP] Weathered Copper	[OCP] Old Copper
		
[HUG] Hunter Green	[ABP] Antique Brass Powder	[BPP] Brown Patina Powder
		
[SDS] Sonoran Desert Sandstone	[WIR] Weathered Iron	[CAP] Clear Anodized Powder
		
[CRM] Cream	[AQW] Antique White	[NBP] Natural Brass Powder

OTHER - RAL



[RAL]
RAL Color

OTHER - CUSTOM COLOR



[CUS]
Custom Color

GLOW STAR - Bollard - Line Voltage Via Transformer - Lamp MR16 Gu5.3 - Aluminum - Height: 6" - 24" - Anchor Base

Light Source

Light Source	Optic	Beam Angle	CCT (K)	CRI	R9	Input Power (W)	Delivered Lumens (Lm)	CBCP
359	NSP - Narrow Spot	10	2700	90	>50	7.5		
361	NFL - Narrow Flood	25	2700	90	>50	7.5		
362	MFL - Medium Flood	36	2700	90	>50	7.5		
363	NSP - Narrow Spot	10	3000	90	>50	7.5		
365	NFL - Narrow Flood	25	3000	90	>50	7.5		
366	MFL - Medium Flood	36	3000	90	>50	7.5		