

# HUME - Pole Top - Line Voltage - LED COB - Vertical - Other Optics

NEW



IP66



### Downloads

[Product Images \(.zip\)](#)

[BIM - Revit \(.zip\)](#)

[Installation Instructions \(.pdf\)](#)

### Product Variant Examples



# HUME - Pole Top - Line Voltage - LED COB - Vertical - Other Optics

## Available Logic & Configurations

**HU-** 01    **PT-** 02    **LID-** 03    **LCB-** 04    **AL-** 05    **-** 06A    **-** 06C    **-** 06D    **-** 06E

- 01 SERIES**  
HU - HUME
- 02 CATEGORY**  
PT - Pole Top
- 03 DRIVER**  
LID - Line Voltage
- 04 LIGHT SOURCE (TYPE)**  
LCB - LED COB

- 05 MATERIAL**  
AL - Aluminum
- 06A SHAPE**  
RO-RK - Round - Rear Knuckle  
RO-SK - Round - Side Knuckle
- 06C STYLE**  
CA - Cap A - 45° (With Weephole)  
CB - Cap B - 90° (With Weephole)  
CC - Cap C - Flush Lens  
CD - Cap D - 45°  
CE - Cap E - 90°
- 06D VERSION**  
F20-OOTH - 2 Fixtures - Other Optics  
F30-OOTH - 3 Fixtures - Other Optics
- 06E INPUT VOLTAGE**  
120 - 120V  
277 - 277V

**-** 07    **-** 09    **-** 10A    **-** 10B    **WL00-** 11    **-** 12    **-** 13

- 07 LIGHT SOURCE**  
x105 - 2700K CRI80 - 36W  
x106 - 3000K CRI80 - 36W  
x107 - 3500K CRI80 - 36W  
x108 - 4000K CRI80 - 36W  
x109 - 2700K CRI90 - 36W  
x110 - 3000K CRI90 - 36W  
x111 - 3500K CRI90 - 36W  
x112 - 4000K CRI90 - 36W

- 09 CONTROL**  
INC - INC Dimming (For use with Incandescent Dimmer. 120V only.)  
ELV - ELV Dimming (For use with Electronic Low Voltage Dimmer. 120V only.)  
010 - 0-10V (120V,277V)
- 10A LENS**  
09 - Clear (Standard)  
12 - Soft Focus  
13 - Rectilinear
- 10B SHIELDING**  
00 - Not included (Standard)  
11 - Honeycomb Baffle
- 11 WIRING LENGTH**  
WL00 - Standard
- 12 FINISH**  
Standard Finishes  
BLP, BZP, WHP, SAP, BLW, BZW, WHW, VER  
Premium Finishes  
CMG, SMG, RMG, AMG, TXF, BCM, BGE, WCP, OCP, HUG, ABP, BPP, SDS,  
WIR, CAP, CRM, AQW, NBP  
Other - RAL  
RAL  
Other - Custom Color  
CUS
- 13 OPTION**  
TE - Tamper Resistant

**NOTE:** Not all configurations may be compatible with one another. Please configure the product for specific 2D, Photometry, Downloads, Spec Sheet and Compatible mountings and power supplies.

## Features



Anti-condensation vent allows moisture to exit the fixture but never enter in



Lens factory adhered to fixture cap providing hermetically sealed optical compartment



Manufactured in the USA with sustainable processes



Aim & Lock knuckle eliminates need for re-aiming & adjustments



Water-tight anti-siphon plug prevents moisture ingress from wireways



Secured with tamper-resistant, stainless steel hardware



Easily replaceable modular components reduce waste and extend fixture life



Slip fit cap & high temp. silicone 'O' ring provides reliable water-tight seal



Solid billet fixture body provides unmatched durability and heat management



360HD knuckle provides 360° horizontal rotation and vertical adjustment

## Technical

**Driver:** Line Voltage

**Light Source (Type):** LED COB

**Material:** Aluminum

**Delivered Lumens (lm):** Array

**Control:** 0-10V (120V, 277V), ELV Dimming (For use with Electronic Low Voltage Dimmer. 120V only.), INC Dimming (For use with Incandescent Dimmer. 120V only.)

**Shape:** Round - Rear Knuckle, Round - Side Knuckle

**Style:** Cap A - 45° (With Weephole), Cap C - Flush Lens, Cap E - 90°, Cap B - 90° (With Weephole), Cap D - 45°

**Version:** 2 Fixtures - Other Optics, 3 Fixtures - Other Optics

**Input Voltage:** 120V, 277V

**Lens:** Soft Focus, Clear (Standard), Rectilinear

**Shielding:** Not included (Standard), Honeycomb Baffle

**Wiring Length:** Standard

**Finish:** Standard Finishes, Premium Finishes, Other - RAL, Other - Custom Color

**Option:** Tamper Resistant

**Body:** Unibody design with enclosed, water-proof wireway, integral heat sink, fully machined from solid billet, anti-condensation and corrosion vent equalizes fixture pressure and eliminates potential for damage to internal components.

**Material Detail:** Furnished in copper-free aluminum (6061-T6).

**Aiming:** 360HD Mounting System can adjust 180° vertically and rotate 360° horizontally. 'O' Ring helps maintain fixture position. Design withstands 73 lb. static load prior to movement for optical alignment with a 1/2" pipe thread for mounting.

**Light Source Detail:** COB (Chip on Board) technology and modular design with electrical quick disconnects.

**Optics:** Interchangeable optics permit changes in the field.

**Hardware:** Tamper-resistant, stainless steel hardware. Luminaire hardware is black oxide treated for additional corrosion resistance.

**Sealing:** 'O' Ring provides water-tight seal., Anti-condensation and corrosion vent equalizes fixture pressure and eliminates potential for damage to internal components.

**Finish Detail:** StarGuard, our 15-stage chromate-free process, cleans and conversion coats aluminum components prior to application of Class 'A' TGIC polyester powder coating. It is RoHS compliant.

**Warranty:** 5-year limited warranty.


# HUME - Pole Top - Line Voltage - LED COB - Vertical - Other Optics

## Finishes

### STANDARD FINISHES



[BLP] Satin Black



[BZP] Satin Bronze



[WHP] Satin White




[SAP] Satin Aluminum



[BLW] Black Wrinkle



[BZW] Bronze Wrinkle




[WHW] White Wrinkle



[VER] Verde

### PREMIUM FINISHES



[CMG] Cascade Mountain Granite



[SMG] Sierra Mountain Granite



[RMG] Rocky Mountain Granite



[AMG] Aleutian Mountain Granite



[TXF] Textured Forest




[BCM] Black Chrome



[BGE] Beige




[WCP] Weathered Copper




[OCP] Old Copper




[HUG] Hunter Green



[ABP] Antique Brass Powder



[BPP] Brown Patina Powder



[SDS] Sonoran Desert Sandstone



[WIR] Weathered Iron



[CAP] Clear Anodized Powder



[CRM] Cream



[AQW] Antique White




[NBP] Natural Brass Powder

### OTHER - RAL



[RAL] RAL Color

### OTHER - CUSTOM COLOR



[CUS] Custom Color