

# HUME - Pole Top - Line Voltage - LED COB - Spiral - Narrow Optic

NEW



IP66



### Downloads

[Product Images \(.zip\)](#)

[IES Files \(.zip\)](#)

[BIM - Revit \(.zip\)](#)

[Installation Instructions \(.pdf\)](#)

### Product Variant Examples



# HUME - Pole Top - Line Voltage - LED COB - Spiral - Narrow Optic

## Available Logic & Configurations

**HU-** 01   **PT-** 02   **LID-** 03   **LCB-** 04   **AL-** 05   **-** 06A   **-** 06C   **-** 06D   **-** 06E

- 01 SERIES**  
HU - HUME
- 02 CATEGORY**  
PT - Pole Top
- 03 DRIVER**  
LID - Line Voltage
- 04 LIGHT SOURCE (TYPE)**  
LCB - LED COB

- 05 MATERIAL**  
AL - Aluminum
- 06A SHAPE**  
RO-RK - Round - Rear Knuckle  
RO-SK - Round - Side Knuckle
- 06C STYLE**  
CA - Cap A - 45° (With Weephole)  
CB - Cap B - 90° (With Weephole)  
CC - Cap C - Flush Lens  
CD - Cap D - 45°  
CE - Cap E - 90°
- 06D VERSION**  
F2S-ONAR - 2 Fixtures - Spiral - Narrow Optic  
F3S-ONAR - 3 Fixtures - Spiral - Narrow Optic
- 06E INPUT VOLTAGE**  
120 - 120V  
277 - 277V

**-** 07   **NSP-** 08   **-** 09   **-** 10A   **-** 10B   **WL00-** 11   **-** 12   **-** 13

- 07 LIGHT SOURCE**  
x105 - 2700K CRI80 - 36W (1500 - 1500 lm)  
x106 - 3000K CRI80 - 36W (1750 - 1750 lm)  
x107 - 3500K CRI80 - 36W (1648 - 1648 lm)  
x108 - 4000K CRI80 - 36W (1681 - 1681 lm)  
x109 - 2700K CRI90 - 36W (937 - 937 lm)  
x110 - 3000K CRI90 - 36W (1275 - 1275 lm)  
x111 - 3500K CRI90 - 36W (1131 - 1131 lm)  
x112 - 4000K CRI90 - 36W (1177 - 1177 lm)
- 08 OPTIC**  
NSP - Narrow Spot (11°)

- 09 CONTROL**  
INC - INC Dimming (For use with Incandescent Dimmer. 120V only.)  
ELV - ELV Dimming (For use with Electronic Low Voltage Dimmer. 120V only.)  
010 - 0-10V (120V,277V)
- 10A LENS**  
09 - Clear (Standard)  
12 - Soft Focus  
13 - Rectilinear
- 10B SHIELDING**  
00 - Not included (Standard)  
11 - Honeycomb Baffle
- 11 WIRING LENGTH**  
WL00 - Standard
- 12 FINISH**  
Standard Finishes  
BLP, BZP, WHP, SAP, BLW, BZW, WHW, VER  
Premium Finishes  
CMG, SMG, RMG, AMG, TXF, BCM, BGE, WCP, OCP, HUG, ABP, BPP, SDS,  
WIR, CAP, CRM, AQW, NBP  
Other - RAL  
RAL  
Other - Custom Color  
CUS
- 13 OPTION**  
TE - Tamper Resistant

**NOTE:** Not all configurations may be compatible with one another. Please configure the product for specific 2D, Photometry, Downloads, Spec Sheet and Compatible mountings and power supplies.

# HUME - Pole Top - Line Voltage - LED COB - Spiral - Narrow Optic

## Features



Anti-condensation vent allows moisture to exit the fixture but never enter in



Lens factory adhered to fixture cap providing hermetically sealed optical compartment



Manufactured in the USA with sustainable processes



Aim & Lock knuckle eliminates need for re-aiming & adjustments



Water-tight anti-siphon plug prevents moisture ingress from wireways



Secured with tamper-resistant, stainless steel hardware



Easily replaceable modular components reduce waste and extend fixture life



Slip fit cap & high temp. silicone 'O' ring provides reliable water-tight seal



Solid billet fixture body provides unmatched durability and heat management



360HD knuckle provides 360° horizontal rotation and vertical adjustment

## Technical

**Driver:** Line Voltage

**Light Source (Type):** LED COB

**Material:** Aluminum

**CCT (K):** 2700, 3500, 3000, 4000

**CRI:** 80, 90

**Input Power (W):** 36

**Delivered Lumens (lm):** 937 - 1750

**Beam Angle (°):** 11

**Control:** 0-10V (120V, 277V), ELV Dimming (For use with Electronic Low Voltage Dimmer. 120V only.), INC Dimming (For use with Incandescent Dimmer. 120V only.)

**Shape:** Round - Rear Knuckle, Round - Side Knuckle

**Style:** Cap A - 45° (With Weephole), Cap B - 90° (With Weephole), Cap C - Flush Lens, Cap D - 45°, Cap E - 90°

**Version:** 2 Fixtures - Spiral - Narrow Optic, 3 Fixtures - Spiral - Narrow Optic

**Input Voltage:** 120V, 277V

**Lens:** Soft Focus, Clear (Standard), Rectilinear

**Shielding:** Not included (Standard), Honeycomb Baffle

**Wiring Length:** Standard

**Finish:** Standard Finishes, Premium Finishes, Other - RAL, Other - Custom Color

**Option:** Tamper Resistant

**Body:** Unibody design with enclosed, water-proof wireway, integral heat sink, fully machined from solid billet, anti-condensation and corrosion vent equalizes fixture pressure and eliminates potential for damage to internal components.

**Material Detail:** Furnished in copper-free aluminum (6061-T6).

**Aiming:** 360HD Mounting System can adjust 180° vertically and rotate 360° horizontally. 'O' Ring helps maintain fixture position. Design withstands 73 lb. static load prior to movement for optical alignment with a 1/2" pipe thread for mounting.

**Light Source Detail:** COB (Chip on Board) technology and modular design with electrical quick disconnects.

**Optics:** Interchangeable optics permit changes in the field.

**Hardware:** Tamper-resistant, stainless steel hardware. Luminaire hardware is black oxide treated for additional corrosion resistance.

**Sealing:** 'O' Ring provides water-tight seal., Anti-condensation and corrosion vent equalizes fixture pressure and eliminates potential for damage to internal components.

**Finish Detail:** StarGuard, our 15-stage chromate-free process, cleans and conversion coats aluminum components prior to application of Class 'A' TGIC polyester powder coating. It is RoHS compliant.

**Warranty:** 5-year limited warranty.


# HUME - Pole Top - Line Voltage - LED COB - Spiral - Narrow Optic

## Finishes

### STANDARD FINISHES




[BLP]  
Satin Black



[BZP]  
Satin Bronze



[WHP]  
Satin White




[SAP]  
Satin Aluminum



[BLW]  
Black Wrinkle



[BZW]  
Bronze Wrinkle




[WHW]  
White Wrinkle



[VER]  
Verde

### PREMIUM FINISHES



[CMG]  
Cascade Mountain Granite



[SMG]  
Sierra Mountain Granite



[RMG]  
Rocky Mountain Granite



[AMG]  
Aleutian Mountain Granite



[TXF]  
Textured Forest




[BCM]  
Black Chrome



[BGE]  
Beige




[WCP]  
Weathered Copper




[OCP]  
Old Copper




[HUG]  
Hunter Green



[ABP]  
Antique Brass Powder



[BPP]  
Brown Patina Powder



[SDS]  
Sonoran Desert Sandstone



[WIR]  
Weathered Iron



[CAP]  
Clear Anodized Powder



[CRM]  
Cream



[AQW]  
Antique White




[NBP]  
Natural Brass Powder

### OTHER - RAL



[RAL]  
RAL Color

### OTHER - CUSTOM COLOR



[CUS]  
Custom Color

# HUME - Pole Top - Line Voltage - LED COB - Spiral - Narrow Optic

## Light Source

Light Source	Optic	Beam Angle	CCT (K)	CRI	R9	Input Power (W)	Delivered Lumens (Lm)	CBCP
x105	NSP - Narrow Spot	11	2700	80	>15	36	1500	23306
x106	NSP - Narrow Spot	11	3000	80	>15	36	1750	27190
x107	NSP - Narrow Spot	11	3500	80	>15	36	1648	25605
x108	NSP - Narrow Spot	11	4000	80	>15	36	1681	26118
x109	NSP - Narrow Spot	11	2700	90	>50	36	937	14557
x110	NSP - Narrow Spot	11	3000	90	>50	36	1275	19814
x111	NSP - Narrow Spot	11	3500	90	>50	36	1131	17572
x112	NSP - Narrow Spot	11	4000	90	>50	36	1177	18283