

LITESTICK - Bollard - Low Voltage - LED High-Power - Round - L - Pipe PI1 - 18" Stake



IP66

Downloads

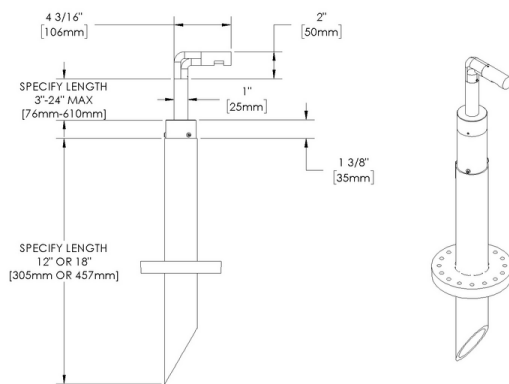
[Product Images \(.zip\)](#)

[Technical Drawing \(.zip\)](#)

[BIM - Revit \(.zip\)](#)

[Installation Instructions \(.pdf\)](#)

Product Variant Examples



LITESTICK - Bollard - Low Voltage - LED High-Power - Round - L - Pipe PI1 - 18" Stake

Available Logic & Configurations

LT- 01	BO- 02	LOD- 03	LHP- 04	AL- 05	ROL- 06A	PI1-S18- 06B	- 06F		
01 SERIES LT - LITESTICK 02 CATEGORY BO - Bollard 03 DRIVER LOD - Low Voltage 04 LIGHT SOURCE (TYPE) LHP - LED High-Power				05 MATERIAL AL - Aluminum 06A SHAPE ROL - Round - L 06B MOUNT PI1-S18 - Pipe PI1 - 18" Stake 06F SIZE H03 - Height: 03" H06 - Height: 06" H12 - Height: 12" H18 - Height: 18" H24 - Height: 24"					
- 07	WL00- 11	- 12							
07 LIGHT SOURCE e70 - 2700K CRI80 - 3W e71 - 3000K CRI80 - 3W e72 - 4000K CRI80 - 3W e73 - Amber - 3W e85 - 2700K CRI90 - 3W (55 - 97 lm) e86 - 3000K CRI90 - 3W (58 - 102 lm) e87 - 3500K CRI80 - 3W				11 WIRING LENGTH WL00 - Standard 12 FINISH Standard Finishes BLP, BZP, WHP, SAP, BLW, BZW, WHW, VER Premium Finishes CMG, SMG, RMG, AMG, TXF, BCM, BGE, WCP, OCP, HUG, ABP, BPP, SDS, WIR, CAP, CRM, AQW, NBP Other - RAL RAL Other - Custom Color CUS					

NOTE: Not all configurations may be compatible with one another. Please configure the product for specific 2D, Photometry, Downloads, Spec Sheet and Compatible mountings and power supplies.

LITESTICK - Bollard - Low Voltage - LED High-Power - Round - L - Pipe PI1 - 18" Stake

Features



Manufactured in the USA with sustainable processes



Secured with tamper-resistant, stainless steel hardware



Easily replaceable modular components reduce waste and extend fixture life

WARNING: This is a low voltage product. Please check "Mountings With A Power Supply" or "Power Supplies" to order remote transformer separately.

Technical

Driver: Low Voltage

Light Source (Type): LED High-Power

Material: Aluminum

CCT (K): Amber, 2700, 3500, 3000, 4000

CRI: 80

Input Power (W): 3

Delivered Lumens (lm): 31 - 36

Beam Angle (°): 360h x 270v

Shape: Round - L

Mount: Pipe PI1 - 18" Stake

Size: Height: 03", Height: 06", Height: 12", Height: 18", Height: 24"

Wiring Length: Standard

Finish: Standard Finishes, Premium Finishes, Other - RAL, Other - Custom Color

Body: Unibody design, with enclosed, water-proof wireway and integral heat sink, fully machined from solid billet.

Material Detail: Furnished in copper-free aluminum (6061-T6).

Light Source Detail: High power LEDs modular design with electrical disconnects., Non-dimming.

Hardware: Tamper-resistant, stainless steel hardware. Hardware is black oxide treated for additional corrosion resistance.

Sealing: 'O' Ring provides water-tight seal.

Note: Stability Flange included.

Finish Detail: StarGuard, our 15-stage chromate-free process, cleans and conversion coats aluminum components prior to application of Class 'A' TGIC polyester powder coating. It is RoHS compliant.

Warranty: 5-year limited warranty.

LITESTICK - Bollard - Low Voltage - LED High-Power - Round - L - Pipe PI1 - 18" Stake

Finishes

STANDARD FINISHES



[BLP] Satin Black



[BZP] Satin Bronze



[WHP] Satin White



[SAP] Satin Aluminum



[BLW] Black Wrinkle



[BZW] Bronze Wrinkle



[WHW] White Wrinkle



[VER] Verde

PREMIUM FINISHES



[CMG] Cascade Mountain Granite



[SMG] Sierra Mountain Granite




[RMG] Rocky Mountain Granite




[AMG] Aleutian Mountain Granite



[TXF] Textured Forest



[BCM] Black Chrome



[BGE] Beige




[WCP] Weathered Copper




[OCP] Old Copper




[HUG] Hunter Green



[ABP] Antique Brass Powder



[BPP] Brown Patina Powder



[SDS] Sonoran Desert Sandstone




[WIR] Weathered Iron




[CAP] Clear Anodized Powder



[CRM] Cream



[AQW] Antique White



[NBP] Natural Brass Powder

OTHER - RAL



[RAL] RAL Color

OTHER - CUSTOM COLOR



[CUS] Custom Color

LITESTICK - Bollard - Low Voltage - LED High-Power - Round - L - Pipe PI1 - 18" Stake

Light Source

Light Source	Optic	Beam Angle	CCT (K)	CRI	R9	Input Power (W)	Delivered Lumens (Lm)	CBCP
e70	-	360h x 270v	2700	80	>15	3	31	
e70	-	360h x 270v	2700	80	>15	3	31	
e71	-	360h x 270v	3000	80	>15	3	32	
e71	-	360h x 270v	3000	80	>15	3	32	
e72	-	360h x 270v	4000	80	>15	3	36	
e72	-	360h x 270v	4000	80	>15	3	36	
e73	-	360h x 270v	Amber			3		
e73	-	360h x 270v	Amber			3		
e87	-	360h x 270v	3500	80	>15	3		