

# MINI MICRO ILUME - Wall Recessed - Low Voltage - LED High-Power - Faceplate Surface Mount

UPGRADED



IP65

**Downloads**

[Product Images \(.zip\)](#)

[Technical Drawing \(.zip\)](#)

[IES Files \(.zip\)](#)

[BIM - Revit \(.zip\)](#)

[Installation Instructions \(.pdf\)](#)

**Product Variant Examples**



# MINI MICRO ILUME - Wall Recessed - Low Voltage - LED High-Power - Faceplate Surface Mount

## Available Logic & Configurations

**MI-** **WR-** **LOD-** **LHP-** **-** **CD-** **-** **FSM-**  
01 02 03 04 05 06B 06C 06D

**01 SERIES**

MI - MINI MICRO ILUME

**02 CATEGORY**

WR - Wall Recessed

**03 DRIVER**

LOD - Low Voltage

**04 LIGHT SOURCE (TYPE)**

LHP - LED High-Power

**05 MATERIAL**

AL - Aluminum

BR - Brass

SS - Stainless Steel

**06B MOUNT**

CD - Core Drill

**06C STYLE**

SA-O10 - Style A - Single Optical Opening

SA-O20 - Style A - 2 Optical Openings

SA-O40 - Style A - 4 Optical Openings

SB-O10 - Style B - Single Optical Opening

SB-O20 - Style B - 2 Optical Openings

SB-O40 - Style B - 4 Optical Openings

**06D VERSION**

FSM - Faceplate Surface Mount

**-** **WLOO-** **-**  
07 11 12

**07 LIGHT SOURCE**

e70 - 2700K CRI80 - 3W (14 - 40 lm)

e71 - 3000K CRI80 - 3W (15 - 42 lm)

e72 - 4000K CRI80 - 3W (17 - 48 lm)

e73 - Amber - 3W

e85 - 2700K CRI90 - 3W

e86 - 3000K CRI90 - 3W

e87 - 3500K CRI80 - 3W

**11 WIRING LENGTH**

WLOO - Standard

**12 FINISH**

Standard Finishes

BLP, BZP, WHP, SAP, BLW, BZW, WHW, VER

Premium Finishes

CMG, SMG, RMG, AMG, TXF, BCM, BGE, WCP, OCP, HUG, ABP, BPP, SDS,

WIR, CAP, CRM, AQW, NBP

Other - RAL

RAL

Other - Custom Color

CUS

Brass Finishes

MAB, POB, MIT

Stainless Steel Finishes

MAS, POS

**NOTE:** Not all configurations may be compatible with one another. Please configure the product for specific 2D, Photometry, Downloads, Spec Sheet and Compatible mountings and power supplies.

# MINI MICRO ILUME - Wall Recessed - Low Voltage - LED High-Power - Faceplate Surface Mount

## Features



Lens factory adhered to fixture cap providing hermetically sealed optical compartment



Manufactured in the USA with sustainable processes



Water-tight anti-siphon plug prevents moisture ingress from wireways



Secured with tamper-resistant, stainless steel hardware



Easily replaceable modular components reduce waste and extend fixture life

**WARNING: This is a low voltage product. Please check "Mountings With A Power Supply" or "Power Supplies" to order remote transformer separately.**

## Technical

**Driver:** Low Voltage

**Light Source (Type):** LED High-Power

**Material:** Aluminum, Brass, Stainless Steel

**CCT (K):** Amber, 2700, 3500, 3000, 4000

**CRI:** 80, 90

**Input Power (W):** 3

**Delivered Lumens (lm):** 14 - 48

**Beam Angle (°):** 360h x 270v

**Mount:** Core Drill

**Style:** Style A - Single Optical Opening, Style A - 2 Optical Openings, Style A - 4 Optical Openings, Style B - Single Optical Opening, Style B - 2 Optical Openings, Style B - 4 Optical Openings

**Version:** Faceplate Surface Mount

**Wiring Length:** Standard

**Finish:** Standard Finishes, Premium Finishes, Other - RAL, Other - Custom Color, Brass Finishes, Stainless Steel Finishes

**Body:** Unibody design, with enclosed, water-proof wireway and integral heat sink, fully machined from solid billet.

**Material Detail:** Furnished in stainless steel (304)., Furnished in brass (360)., Furnished in copper-free aluminum (6061-T6).

**Light Source Detail:** High power LEDs modular design with electrical disconnects., Non-dimming.

**Hardware:** Tamper-resistant, stainless steel hardware. Hardware is black oxide treated for additional corrosion resistance.

**Sealing:** 'O' Ring provides water-tight seal.

**Finish Detail:** Powder coat or metal finish options available for brass material., Metal finish option only for stainless steel material., StarGuard, our 15-stage chromate-free process, cleans and conversion coats aluminum components prior to application of Class 'A' TGIC polyester powder coating. It is RoHS compliant.

**Warranty:** 5-year limited warranty.

# MINI MICRO ILUME - Wall Recessed - Low Voltage - LED High-Power - Faceplate Surface Mount

## Finishes


### STANDARD FINISHES




### PREMIUM FINISHES



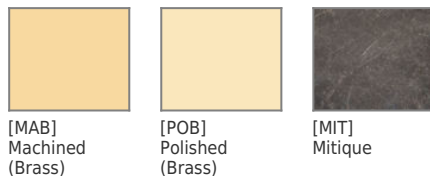
### OTHER - RAL




### OTHER - CUSTOM COLOR



### BRASS FINISHES



### STAINLESS STEEL FINISHES



# MINI MICRO ILUME - Wall Recessed - Low Voltage - LED

## High-Power - Faceplate Surface Mount

### Light Source

Light Source	Optic	Beam Angle	CCT (K)	CRI	R9	Input Power (W)	Delivered Lumens (Lm)	CBCP
e70	-	360h x 270v	2700	80	>15	3	14	
e71	-	360h x 270v	3000	80	>15	3	15	
e72	-	360h x 270v	4000	80	>15	3	17	
e73	-	360h x 270v	Amber			3		
e85	-	360h x 270v	2700	90	>50	3		
e86	-	360h x 270v	3000	90	>50	3		
e87	-	360h x 270v	3500	80	>15	3		
e70	-	360h x 270v	2700	80	>15	3	23	
e71	-	360h x 270v	3000	80	>15	3	24	
e72	-	360h x 270v	4000	80	>15	3	27	
e70	-	360h x 270v	2700	80	>15	3	40	
e71	-	360h x 270v	3000	80	>15	3	42	
e72	-	360h x 270v	4000	80	>15	3	48	