

MINI MICRO - Bollard - Low Voltage - LED High-Power - Style B - 2 Fixtures - Pipe PI1 - 18" Stake - Symmetrical Optics

UPGRADED



IP66



Downloads

- Product Images (.zip)
- Technical Drawing (.zip)
- IES Files (.zip)
- BIM - Revit (.zip)
- Installation Instructions (.pdf)

Product Variant Examples



MINI MICRO - Bollard - Low Voltage - LED High-Power - Style B - 2 Fixtures - Pipe PI1 - 18" Stake - Symmetrical Optics



MINI MICRO - Bollard - Low Voltage - LED High-Power - Style B - 2 Fixtures - Pipe PI1 - 18" Stake - Symmetrical Optics

Available Logic & Configurations

MM- **BO-** **LOD-** **LHP-** **AL-** **PI1-S18-** **-** **SB-F20-OSYM-** **-**
 01 02 03 04 05 06B 06C 06D 06F

01 SERIES

MM - MINI MICRO

02 CATEGORY

BO - Bollard

03 DRIVER

LOD - Low Voltage

04 LIGHT SOURCE (TYPE)

LHP - LED High-Power

05 MATERIAL

AL - Aluminum

06B MOUNT

PI1-S18 - Pipe PI1 - 18" Stake

06C STYLE

CA - Cap A - 45° (With Weephole)

CB - Cap B - 90° (With Weephole)

CC - Cap C - Flush Lens

CD - Cap D - 45°

CE - Cap E - 90°

06D VERSION

SB-F20-OSYM - Style B - 2 Fixtures - Symmetrical Optics

06F SIZE

H24 - Height: 24"

H30 - Height: 30"

H36 - Height: 36"

H42 - Height: 42"

H48 - Height: 48"

- **-** **-** **-** **WL00-** **-**
 07 08 10A 10B 11 12

07 LIGHT SOURCE

e70 - 2700K CRI80 - 3W (139 - 167 lm)

e71 - 3000K CRI80 - 3W (146 - 175 lm)

e72 - 4000K CRI80 - 3W (164 - 197 lm)

e73 - Amber - 3W

e85 - 2700K CRI90 - 3W

e86 - 3000K CRI90 - 3W

e87 - 3500K CRI80 - 3W

08 OPTIC

SP - Spot (17°)

SP2 - Spot (21°)

NFL - Narrow Flood (28°)

10A LENS

12 - Soft Focus

13 - Rectilinear

10B SHIELDING

00 - Not included (Standard)

11 - Honeycomb Baffle

11 WIRING LENGTH

WL00 - Standard

12 FINISH

Standard Finishes

BLP, BZP, WHP, SAP, BLW, BZW, WHW, VER

Premium Finishes

CMG, SMG, RMG, AMG, TXF, BCM, BGE, WCP, OCP, HUG, ABP, BPP, SDS,

WIR, CAP, CRM, AQW, NBP

Other - RAL

RAL

Other - Custom Color

CUS

NOTE: Not all configurations may be compatible with one another. Please configure the product for specific 2D, Photometry, Downloads, Spec Sheet and Compatible mountings and power supplies.

MINI MICRO - Bollard - Low Voltage - LED High-Power - Style B - 2 Fixtures - Pipe PI1 - 18" Stake - Symmetrical Optics

Features



Anti-condensation vent allows moisture to exit the fixture but never enter in



Lens factory adhered to fixture cap providing hermetically sealed optical compartment



Manufactured in the USA with sustainable processes



Aim & Lock knuckle eliminates need for re-aiming & adjustments



Water-tight anti-siphon plug prevents moisture ingress from wireways



Secured with tamper-resistant, stainless steel hardware



Easily replaceable modular components reduce waste and extend fixture life



Slip fit cap & high temp. silicone 'O' ring provides reliable water-tight seal



Solid billet fixture body provides unmatched durability and heat management



360SL knuckle provides 360° horizontal rotation and vertical adjustment

WARNING: This is a low voltage product. Please check "Mountings With A Power Supply" or "Power Supplies" to order remote transformer separately.

Technical

Driver: Low Voltage

Light Source (Type): LED High-Power

Material: Aluminum

CCT (K): Amber, 2700, 3500, 3000, 4000

CRI: 80, 90

Input Power (W): 3

Delivered Lumens (lm): 139 - 197

Beam Angle (°): 17, 21, 28

Mount: Pipe PI1 - 18" Stake

Style: Cap A - 45° (With Weephole), Cap B - 90° (With Weephole), Cap C - Flush Lens, Cap D - 45°, Cap E - 90°

Version: Style B - 2 Fixtures - Symmetrical Optics

Size: Height: 24", Height: 30", Height: 36", Height: 42", Height: 48"

Lens: Soft Focus, Rectilinear

Shielding: Not included (Standard), Honeycomb Baffle

Wiring Length: Standard

Finish: Standard Finishes, Premium Finishes, Other - RAL, Other - Custom Color

Body: Unibody design, with enclosed, water-proof wireway and integral heat sink, fully machined from solid billet.

Material Detail: Furnished in copper-free aluminum (6061-T6).

Aiming: Knuckle enables 180° vertical adjustment. 'O' Ring helps maintain fixture position. Design withstands 73 lbs. static load prior to movement for optical alignment. Mounts with a 1/2" pipe thread.

Light Source Detail: High power LEDs modular design with electrical disconnects., Non-dimming.

Optics: Interchangeable optics permit changes in the field.

Hardware: Tamper-resistant, stainless steel hardware. Hardware is black oxide treated for additional corrosion resistance.

Sealing: 'O' Ring provides water-tight seal.

Note: Stability Flange included.


Finish Detail: StarGuard, our 15-stage chromate-free process, cleans and conversion coats aluminum components prior to application of Class 'A' TGIC polyester powder coating. It is RoHS compliant.

Warranty: 5-year limited warranty.



















MINI MICRO - Bollard - Low Voltage - LED High-Power - Style B - 2 Fixtures - Pipe PI1 - 18" Stake - Symmetrical Optics

Finishes

STANDARD FINISHES

		
[BLP] Satin Black	[BZP] Satin Bronze	[WHP] Satin White
		
[SAP] Satin Aluminum	[BLW] Black Wrinkle	[BZW] Bronze Wrinkle
		
[WHW] White Wrinkle	[VER] Verde	

PREMIUM FINISHES


		
[CMG] Cascade Mountain Granite	[SMG] Sierra Mountain Granite	[RMG] Rocky Mountain Granite
		
[AMG] Aleutian Mountain Granite	[TXF] Textured Forest	[BCM] Black Chrome
		
[BGE] Beige	[WCP] Weathered Copper	[OCP] Old Copper
		
[HUG] Hunter Green	[ABP] Antique Brass Powder	[BPP] Brown Patina Powder
		
[SDS] Sonoran Desert Sandstone	[WIR] Weathered Iron	[CAP] Clear Anodized Powder
		
[CRM] Cream	[AQW] Antique White	[NBP] Natural Brass Powder

OTHER - RAL



[RAL]
RAL Color

OTHER - CUSTOM COLOR



[CUS]
Custom Color

MINI MICRO - Bollard - Low Voltage - LED High-Power - Style B - 2 Fixtures - Pipe PI1 - 18" Stake - Symmetrical Optics

Light Source

Light Source	Optic	Beam Angle	CCT (K)	CRI	R9	Input Power (W)	Delivered Lumens (Lm)	CBCP
e70	SP - Spot	17	2700	80	>15	3	167	1347
e70	SP2 - Spot	21	2700	80	>15	3	139	664
e70	NFL - Narrow Flood	28	2700	80	>15	3	149	524
e71	SP - Spot	17	3000	80	>15	3	175	1411
e71	SP2 - Spot	21	3000	80	>15	3	146	695
e72	SP - Spot	17	4000	80	>15	3	197	1585
e72	SP2 - Spot	21	4000	80	>15	3	164	781
e72	NFL - Narrow Flood	28	4000	80	>15	3	175	616
e73	SP - Spot	17	Amber			3		
e73	SP2 - Spot	21	Amber			3		
e73	NFL - Narrow Flood	28	Amber			3		
e85	SP - Spot	17	2700	90	>50	3		
e85	SP2 - Spot	21	2700	90	>50	3		
e85	NFL - Narrow Flood	28	2700	90	>50	3		
e86	SP - Spot	17	3000	90	>50	3		
e86	SP2 - Spot	21	3000	90	>50	3		
e86	NFL - Narrow Flood	28	3000	90	>50	3		
e87	SP - Spot	17	3500	80	>15	3		
e87	SP2 - Spot	21	3500	80	>15	3		
e87	NFL - Narrow Flood	28	3500	80	>15	3		