

# MINI MICRO - Wall Mount - Low Voltage - LED High-Power - Single - Downlight or Uplight - Symmetrical Optics

UPGRADED



IP66

### Downloads

- Product Images (.zip)
- Technical Drawing (.zip)
- IES Files (.zip)
- BIM - Revit (.zip)
- Installation Instructions (.pdf)

### Product Variant Examples



# MINI MICRO - Wall Mount - Low Voltage - LED High-Power - Single - Downlight or Uplight - Symmetrical Optics

## Available Logic & Configurations

**MM-** **WM-** **LOD-** **LHP-** **-** **BC-** **-** **DS-OSYM-**  
01 02 03 04 05 06B 06C 06D

**01 SERIES**

**MM** - MINI MICRO

**02 CATEGORY**

**WM** - Wall Mount

**03 DRIVER**

**LOD** - Low Voltage

**04 LIGHT SOURCE (TYPE)**

**LHP** - LED High-Power

**05 MATERIAL**

**AL** - Aluminum

**BR** - Brass

**SS** - Stainless Steel

**06B MOUNT**

**BC** - Canopy

**06C STYLE**

**CA** - Cap A - 45° (With Weephole)

**CB** - Cap B - 90° (With Weephole)

**CC** - Cap C - Flush Lens

**CD** - Cap D - 45°

**CE** - Cap E - 90°

**06D VERSION**

**DS-OSYM** - Single - Downlight or Uplight - Symmetrical Optics

**-** **-** **-** **-** **WL00-** **-**  
07 08 10A 10B 11 12

**07 LIGHT SOURCE**

**e70** - 2700K CRI80 - 3W (139 - 167 lm)

**e71** - 3000K CRI80 - 3W (146 - 175 lm)

**e72** - 4000K CRI80 - 3W (164 - 197 lm)

**e73** - Amber - 3W

**e85** - 2700K CRI90 - 3W

**e86** - 3000K CRI90 - 3W

**e87** - 3500K CRI80 - 3W

**08 OPTIC**

**SP** - Spot (17°)

**SP2** - Spot (21°)

**NFL** - Narrow Flood (28°)

**10A LENS**

**12** - Soft Focus

**13** - Rectilinear

**10B SHIELDING**

**00** - Not included (Standard)

**11** - Honeycomb Baffle

**11 WIRING LENGTH**

**WL00** - Standard

**12 FINISH**

Standard Finishes

**BLP, BZP, WHP, SAP, BLW, BZW, WHW, VER**

Premium Finishes

**CMG, SMG, RMG, AMG, TXF, BCM, BGE, WCP, OCP, HUG, ABP, BPP, SDS,**

**WIR, CAP, CRM, AQW, NBP**

Other - RAL

**RAL**

Other - Custom Color

**CUS**

Brass Finishes

**MAB, POB, MIT**

Stainless Steel Finishes

**MAS, POS**

**NOTE:** Not all configurations may be compatible with one another. Please configure the product for specific 2D, Photometry, Downloads, Spec Sheet and Compatible mountings and power supplies.

# MINI MICRO - Wall Mount - Low Voltage - LED High-Power - Single - Downlight or Uplight - Symmetrical Optics

## Features



Anti-condensation vent allows moisture to exit the fixture but never enter in



Lens factory adhered to fixture cap providing hermetically sealed optical compartment



Manufactured in the USA with sustainable processes



Aim & Lock knuckle eliminates need for re-aiming & adjustments



Water-tight anti-siphon plug prevents moisture ingress from wireways



Secured with tamper-resistant, stainless steel hardware



Easily replaceable modular components reduce waste and extend fixture life



Slip fit cap & high temp. silicone 'O' ring provides reliable water-tight seal



Solid billet fixture body provides unmatched durability and heat management



360SL knuckle provides 360° horizontal rotation and vertical adjustment

**WARNING: This is a low voltage product. Please check "Mountings With A Power Supply" or "Power Supplies" to order remote transformer separately.**

## Technical

**Driver:** Low Voltage

**Light Source (Type):** LED High-Power

**Material:** Aluminum, Brass, Stainless Steel

**CCT (K):** Amber, 2700, 3500, 3000, 4000

**CRI:** 80, 90

**Input Power (W):** 3

**Delivered Lumens (lm):** 139 - 197

**Beam Angle (°):** 17, 21, 28

**Mount:** Canopy

**Style:** Cap A - 45° (With Weephole), Cap B - 90° (With Weephole), Cap C - Flush Lens, Cap D - 45°, Cap E - 90°

**Version:** Single - Downlight or Uplight - Symmetrical Optics

**Lens:** Soft Focus, Rectilinear

**Shielding:** Not included (Standard), Honeycomb Baffle

**Wiring Length:** Standard

**Finish:** Standard Finishes, Premium Finishes, Other - RAL, Other - Custom Color, Brass Finishes, Stainless Steel Finishes

**Body:** Unibody design, with enclosed, water-proof wireway and integral heat sink, fully machined from solid billet.

**Material Detail:** Furnished in stainless steel (304), Furnished in brass (360), Furnished in copper-free aluminum (6061-T6).

**Light Source Detail:** High power LEDs modular design with electrical disconnects., Non-dimming.

**Optics:** Interchangeable optics permit changes in the field.

**Hardware:** Tamper-resistant, stainless steel hardware. Hardware is black oxide treated for additional corrosion resistance.

**Sealing:** 'O' Ring provides water-tight seal.

**Finish Detail:** Powder coat or metal finish options available for brass material., Metal finish option only for stainless steel material., StarGuard, our 15-stage chromate-free process, cleans and conversion coats aluminum components prior to application of Class 'A' TGIC polyester powder coating. It is RoHS compliant.

**Warranty:** 5-year limited warranty.

# MINI MICRO - Wall Mount - Low Voltage - LED High-Power - Single - Downlight or Uplight - Symmetrical Optics

## Finishes

### STANDARD FINISHES



[BLP]  
Satin Black



[BZP]  
Satin Bronze



[WHP]  
Satin White



[SAP]  
Satin Aluminum



[BLW]  
Black Wrinkle



[BZW]  
Bronze Wrinkle



[WHW]  
White Wrinkle



[VER]  
Verde

### PREMIUM FINISHES



[CMG]  
Cascade Mountain Granite



[SMG]  
Sierra Mountain Granite




[RMG]  
Rocky Mountain Granite




[AMG]  
Aleutian Mountain Granite



[TXF]  
Textured Forest



[BCM]  
Black Chrome



[BGE]  
Beige



[WCP]  
Weathered Copper




[OCP]  
Old Copper




[HUG]  
Hunter Green



[ABP]  
Antique Brass Powder



[BPP]  
Brown Patina Powder



[SDS]  
Sonoran Desert Sandstone




[WIR]  
Weathered Iron



[CAP]  
Clear Anodized Powder



[CRM]  
Cream



[AQW]  
Antique White



[NBP]  
Natural Brass Powder

### OTHER - RAL



[RAL]  
RAL Color

### OTHER - CUSTOM COLOR



[CUS]  
Custom Color

### BRASS FINISHES



[MAB]  
Machined (Brass)



[POB]  
Polished (Brass)



[MIT]  
Mitique

### STAINLESS STEEL FINISHES



[MAS]  
Machined (Stainless Steel)



[POS]  
Polished (Stainless Steel)

# MINI MICRO - Wall Mount - Low Voltage - LED High-Power - Single - Downlight or Uplight - Symmetrical Optics

## Light Source

Light Source	Optic	Beam Angle	CCT (K)	CRI	R9	Input Power (W)	Delivered Lumens (Lm)	CBCP
e70	SP - Spot	17	2700	80	>15	3	167	1347
e70	SP2 - Spot	21	2700	80	>15	3	139	664
e70	NFL - Narrow Flood	28	2700	80	>15	3	149	524
e71	SP - Spot	17	3000	80	>15	3	175	1411
e71	SP2 - Spot	21	3000	80	>15	3	146	695
e72	SP - Spot	17	4000	80	>15	3	197	1585
e72	SP2 - Spot	21	4000	80	>15	3	164	781
e72	NFL - Narrow Flood	28	4000	80	>15	3	175	616
e73	SP - Spot	17	Amber			3		
e73	SP2 - Spot	21	Amber			3		
e73	NFL - Narrow Flood	28	Amber			3		
e85	SP - Spot	17	2700	90	>50	3		
e85	SP2 - Spot	21	2700	90	>50	3		
e85	NFL - Narrow Flood	28	2700	90	>50	3		
e86	SP - Spot	17	3000	90	>50	3		
e86	SP2 - Spot	21	3000	90	>50	3		
e86	NFL - Narrow Flood	28	3000	90	>50	3		
e87	SP - Spot	17	3500	80	>15	3		
e87	SP2 - Spot	21	3500	80	>15	3		
e87	NFL - Narrow Flood	28	3500	80	>15	3		