

MICRO NITE - Ceiling Mount - Low Voltage - LED High-Power - Pendant Mount

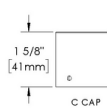
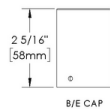
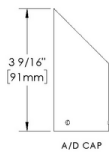
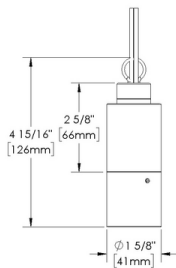


IP66

Downloads

- Product Images (.zip)
- Technical Drawing (.zip)
- 2D (.dwg)
- 2D (.dxf)
- IES Files (.zip)
- BIM - Revit (.zip)
- Installation Instructions (.pdf)

Product Variant Examples



MICRO NITE - Ceiling Mount - Low Voltage - LED High-Power - Pendant Mount

Available Logic & Configurations

MN- **CM-** **LOD-** **LHP-** **-** **PM-** **-**
 01 02 03 04 05 06B 06C

01 SERIES

MN - MICRO NITE

02 CATEGORY

CM - Ceiling Mount

03 DRIVER

LOD - Low Voltage

04 LIGHT SOURCE (TYPE)

LHP - LED High-Power

05 MATERIAL

AL - Aluminum

BR - Brass

06B MOUNT

PM - Pendant Mount

06C STYLE

CC - Cap C - Flush Lens

CD - Cap D - 45°

CE - Cap E - 90°

- **-** **-** **-** **-** **-**
 07 08 10A 10B 11 12

07 LIGHT SOURCE

e67 - 2700K CRI80 - 7W (435 - 459 lm)

e68 - 3000K CRI80 - 7W (464 - 489 lm)

e69 - 4000K CRI80 - 7W (478 - 504 lm)

e75 - Amber - 7W

e82 - 2700K CRI90 - 7W

e83 - 3000K CRI90 - 7W

e84 - 3500K CRI80 - 7W

08 OPTIC

SP - Spot (17°)

NFL - Narrow Flood (25°)

MFL - Medium Flood (30°)

10A LENS

12 - Soft Focus

13 - Rectilinear

10B SHIELDING

00 - Not included (Standard)

11 - Honeycomb Baffle

11 WIRING LENGTH

WL00 - Standard

WL25 - 25 Ft Leads

12 FINISH

Standard Finishes

BLP, BZP, WHP, SAP, BLW, BZW, WHW, VER

Premium Finishes

CMG, SMG, RMG, AMG, TXF, BCM, BGE, WCP, OCP, HUG, ABP, BPP, SDS,

WIR, CAP, CRM, AQW, NBP

Other - RAL

RAL

Other - Custom Color

CUS

Brass Finishes

MAB, POB, MIT

NOTE: Not all configurations may be compatible with one another. Please configure the product for specific 2D, Photometry, Downloads, Spec Sheet and Compatible mountings and power supplies.

MICRO NITE - Ceiling Mount - Low Voltage - LED High-Power - Pendant Mount

Features



Anti-condensation vent allows moisture to exit the fixture but never enter in



Lens factory adhered to fixture cap providing hermetically sealed optical compartment



Manufactured in the USA with sustainable processes



Water-tight anti-siphon plug prevents moisture ingress from wireways



Secured with tamper-resistant, stainless steel hardware



Easily replaceable modular components reduce waste and extend fixture life



Slip fit cap & high temp. silicone 'O' ring provides reliable water-tight seal



Solid billet fixture body provides unmatched durability and heat management

WARNING: This is a low voltage product. Please check "Mountings With A Power Supply" or "Power Supplies" to order remote transformer separately.

Technical

Driver: Low Voltage

Light Source (Type): LED High-Power

Material: Aluminum, Brass

CCT (K): Amber, 2700, 3500, 3000, 4000

CRI: 80, 90

Input Power (W): 7

Delivered Lumens (lm): 435 - 504

Beam Angle (°): 17, 25, 30

Mount: Pendant Mount

Style: Cap C - Flush Lens, Cap D - 45°, Cap E - 90°

Lens: Soft Focus, Rectilinear

Shielding: Not included (Standard), Honeycomb Baffle

Wiring Length: Standard, 25 Ft Leads

Finish: Standard Finishes, Premium Finishes, Other - RAL, Other - Custom Color, Brass Finishes

Body: Unibody design, with enclosed, water-proof wireway and integral heat sink, fully machined from solid billet.

Material Detail: Furnished in brass (360), Furnished in copper-free aluminum (6061-T6).

Light Source Detail: High power LEDs modular design with electrical disconnects.

Optics: Interchangeable optics permit changes in the field.

Hardware: Tamper-resistant, stainless steel hardware.

Sealing: 'O' Ring provides water-tight seal.


Finish Detail: Powder coat or metal finish options available for brass material., StarGuard, our 15-stage chromate-free process, cleans and conversion coats aluminum components prior to application of Class 'A' TGIC polyester powder coating. It is RoHS compliant.

Warranty: 5-year limited warranty.

MICRO NITE - Ceiling Mount - Low Voltage - LED High-Power - Pendant Mount

Finishes

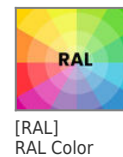
STANDARD FINISHES



PREMIUM FINISHES



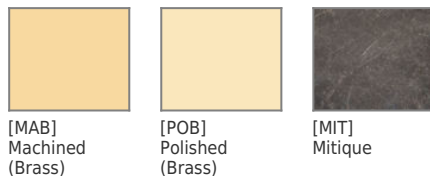
OTHER - RAL



OTHER - CUSTOM COLOR



BRASS FINISHES



MICRO NITE - Ceiling Mount - Low Voltage - LED High-Power - Pendant Mount

Light Source

Light Source	Optic	Beam Angle	CCT (K)	CRI	R9	Input Power (W)	Delivered Lumens (Lm)	CBCP
e67	SP - Spot	17	2700	80	>15	7	459	3632
e67	NFL - Narrow Flood	25	2700	80	>15	7	435	1708
e67	MFL - Medium Flood	30	2700	80	>15	7	438	1337
e68	SP - Spot	17	3000	80	>15	7	489	3871
e68	NFL - Narrow Flood	25	3000	80	>15	7	464	1821
e68	MFL - Medium Flood	30	3000	80	>15	7	467	1425
e69	SP - Spot	17	4000	80	>15	7	504	3991
e69	NFL - Narrow Flood	25	4000	80	>15	7	478	1877
e69	MFL - Medium Flood	30	4000	80	>15	7	481	1469
e75	SP - Spot	17				7		
e75	NFL - Narrow Flood	25				7		
e75	MFL - Medium Flood	30	Amber			7		
e82	SP - Spot	17	2700	90	>50	7		
e82	NFL - Narrow Flood	25	2700	90	>50	7		
e82	MFL - Medium Flood	30	2700	90	>50	7		
e83	SP - Spot	17	3000	90	>50	7		
e83	NFL - Narrow Flood	25	3000	90	>50	7		
e83	MFL - Medium Flood	30	3000	90	>50	7		
e84	SP - Spot	17	3500	80	>15	7		
e84	NFL - Narrow Flood	25	3500	80	>15	7		
e84	MFL - Medium Flood	30	3500	80	>15	7		