

NITE STAR - Ceiling Mount - Low Voltage - LED High-Power - Stem Mount - Single



IP66

Downloads

- [Product Images \(.zip\)](#)
- [Technical Drawing \(.zip\)](#)
- [BIM - Revit \(.zip\)](#)
- [Installation Instructions \(.pdf\)](#)

Product Variant Examples



NITE STAR - Ceiling Mount - Low Voltage - LED High-Power - Stem Mount - Single

Available Logic & Configurations

NS- **CM-** **LOD-** **LHP-** **AL-** **RO-** **ST-** **___-** **F10-** **___-**
 01 02 03 04 05 06A 06B 06C 06D 06F

01 SERIES

NS - NITE STAR

02 CATEGORY

CM - Ceiling Mount

03 DRIVER

LOD - Low Voltage

04 LIGHT SOURCE (TYPE)

LHP - LED High-Power

05 MATERIAL

AL - Aluminum

06A SHAPE

RO - Round

06B MOUNT

ST - Stem Mount

06C STYLE

CC - Cap C - Flush Lens

CD - Cap D - 45°

CE - Cap E - 90°

CF - Cap F - Extended Flush Lens

06D VERSION

F10 - Single

06F SIZE

ST18 - Stem length: 18"

ST24 - Stem length: 24"

ST30 - Stem length: 30"

ST36 - Stem length: 36"

ST42 - Stem length: 42"

ST48 - Stem length: 48"

___- **___-** **___-** **WL00-** **___-**
 07 10A 10B 11 12

07 LIGHT SOURCE

e64 - 2700K CRI80 - 7W (343 - 456 lm)

e65 - 3000K CRI80 - 7W (406 - 466 lm)

e66 - 4000K CRI80 - 7W (456 - 524 lm)

e74 - Amber - 7W (260 - 299 lm)

e79 - 2700K CRI90 - 7W

e80 - 3000K CRI90 - 7W

e81 - 3500K CRI80 - 7W

10A LENS

09 - Clear (Standard)

13 - Rectilinear

12 - Soft Focus

10B SHIELDING

00 - Not included (Standard)

11 - Honeycomb Baffle

11 WIRING LENGTH

WL00 - Standard

12 FINISH

Standard Finishes

BLP, BZP, WHP, SAP, BLW, BZW, WHW, VER

Premium Finishes

CMG, SMG, RMG, AMG, TXF, BCM, BGE, WCP, OCP, HUG, ABP, BPP, SDS,

WIR, CAP, CRM, AQW, NBP

Other - RAL

RAL

Other - Custom Color

CUS

NOTE: Not all configurations may be compatible with one another. Please configure the product for specific 2D, Photometry, Downloads, Spec Sheet and Compatible mountings and power supplies.

NITE STAR - Ceiling Mount - Low Voltage - LED High-Power - Stem Mount - Single

Features



Anti-condensation vent allows moisture to exit the fixture but never enter in



Lens factory adhered to fixture cap providing hermetically sealed optical compartment



Manufactured in the USA with sustainable processes



Aim & Lock knuckle eliminates need for re-aiming & adjustments



Water-tight anti-siphon plug prevents moisture ingress from wireways



Secured with tamper-resistant, stainless steel hardware



Easily replaceable modular components reduce waste and extend fixture life



Slip fit cap & high temp. silicone 'O' ring provides reliable water-tight seal



Solid billet fixture body provides unmatched durability and heat management



360SL knuckle provides 360° horizontal rotation and vertical adjustment

WARNING: This is a low voltage product. Please check "Mountings With A Power Supply" or "Power Supplies" to order remote transformer separately.

Technical

Driver: Low Voltage

Light Source (Type): LED High-Power

Material: Aluminum

Input Power (W): 7

Delivered Lumens (lm): Array

Shape: Round

Mount: Stem Mount

Style: Cap C - Flush Lens, Cap D - 45°, Cap E - 90°, Cap F - Extended Flush Lens

Version: Single

Size: Stem length: 18", Stem length: 24", Stem length: 30", Stem length: 36", Stem length: 42", Stem length: 48"

Lens: Clear (Standard), Rectilinear, Soft Focus

Shielding: Not included (Standard), Honeycomb Baffle

Wiring Length: Standard

Finish: Standard Finishes, Premium Finishes, Other - RAL, Other - Custom Color

Body: Unibody design with enclosed, water-proof wireway, integral heat sink, fully machined from solid billet, anti-condensation and corrosion vent equalizes fixture pressure and eliminates potential for damage to internal components.

Material Detail: Furnished in copper-free aluminum (6061-T6).

Aiming: Knuckle enables 180° vertical adjustment. 'O' Ring helps maintain fixture position. Design withstands 73 lbs. static load prior to movement for optical alignment. Mounts with a 1/2" pipe thread.

Light Source Detail: High power LEDs modular design with electrical disconnects.

Optics: Interchangeable optics permit changes in the field.

Hardware: Tamper-resistant, stainless steel hardware. Hardware is black oxide treated for additional corrosion resistance.

Sealing: 'O' Ring provides water-tight seal., Anti-condensation and corrosion vent equalizes fixture pressure and eliminates potential for damage to internal components.

Note: Adjust-e-Lume, an LED board feature, allows for dynamic lumen response at the individual fixture. Indexed (100% to 25% nom.) lumen output. Maintains output at desired level or may be changed (A9 to A1). Standard preset from the factory is A9 (100%).

Finish Detail: StarGuard, our 15-stage chromate-free process, cleans and conversion coats aluminum components prior to application of Class 'A' TGIC polyester powder coating. It is RoHS compliant.

Warranty: 5-year limited warranty.

NITE STAR - Ceiling Mount - Low Voltage - LED High-Power - Stem Mount - Single

Finishes

STANDARD FINISHES




[BLP] Satin Black



[BZP] Satin Bronze



[WHP] Satin White



[SAP] Satin Aluminum



[BLW] Black Wrinkle



[BZW] Bronze Wrinkle



[WHW] White Wrinkle



[VER] Verde

PREMIUM FINISHES



[CMG] Cascade Mountain Granite



[SMG] Sierra Mountain Granite




[RMG] Rocky Mountain Granite




[AMG] Aleutian Mountain Granite



[TXF] Textured Forest



[BCM] Black Chrome



[BGE] Beige




[WCP] Weathered Copper




[OCP] Old Copper




[HUG] Hunter Green



[ABP] Antique Brass Powder



[BPP] Brown Patina Powder



[SDS] Sonoran Desert Sandstone




[WIR] Weathered Iron




[CAP] Clear Anodized Powder



[CRM] Cream



[AQW] Antique White



[NBP] Natural Brass Powder

OTHER - RAL



[RAL] RAL Color

OTHER - CUSTOM COLOR



[CUS] Custom Color