

NITE STAR - In-grade - Low Voltage - LED High-Power - Flush Mount - Wildlife Friendly

WILDLIFE FRIENDLY



IP66

Downloads

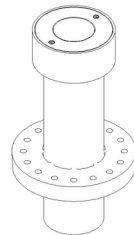
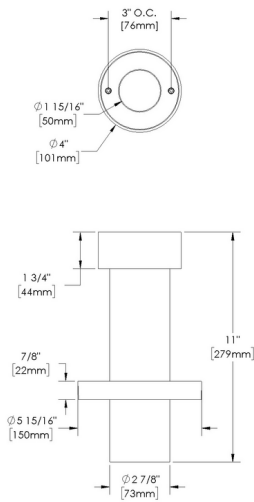

Product Images (.zip)

Technical Drawing (.zip)

BIM - Revit

Installation Instructions (.pdf)

Product Variant Examples



NITE STAR - In-grade - Low Voltage - LED High-Power - Flush Mount - Wildlife Friendly

Available Logic & Configurations

NS- **IN-** **LOD-** **LHP-** **-** **FFM-**
01 02 03 04 05 06B

01 SERIES

NS - NITE STAR

02 CATEGORY

IN - In-grade

03 DRIVER

LOD - Low Voltage

04 LIGHT SOURCE (TYPE)

LHP - LED High-Power

e74- **-** **12-** **-** **-** **-**
07 08 10A 10B 11 12

07 LIGHT SOURCE

e74 - Amber - 7W (260 - 299 lm)

08 OPTIC

NSP - Narrow Spot (13°)

SP - Spot (16°)

SP2 - Spot (23°)

MFL - Medium Flood (31°)

05 MATERIAL

AL - Aluminum

BR - Brass

SS - Stainless Steel

06B MOUNT

FFM - Faceplate Flush Mount

10A LENS

12 - Soft Focus

10B SHIELDING

00 - Not included (Standard)

11 - Honeycomb Baffle

11 WIRING LENGTH

WL00 - Standard

WL25 - 25 Ft Leads

12 FINISH

Stainless Steel Finishes

MAS, POS

Standard Finishes

BLP, BZP, WHP, SAP, BLW, BZW, WHW, VER

Premium Finishes

CMG, SMG, RMG, AMG, TXF, BCM, BGE, WCP, OCP, HUG, ABP, BPP, SDS,**WIR, CAP, CRM, AQW, NBP**

Brass Finishes

MAB, POB, MIT

Other - RAL

RAL

Other - Custom Color

CUS

NOTE: Not all configurations may be compatible with one another. Please configure the product for specific 2D, Photometry, Downloads, Spec Sheet and Compatible mountings and power supplies.

NITE STAR - In-grade - Low Voltage - LED High-Power - Flush Mount - Wildlife Friendly

Features



Lens factory adhered to fixture cap providing hermetically sealed optical compartment



Secured with flush, countersunk tamper resistant hardware



Machined solid billet faceplate provides unmatched strength and durability



Manufactured in the USA with sustainable processes



Water-tight anti-siphon plug prevents moisture ingress from wireways



Easily replaceable modular components reduce waste and extend fixture life



Solid billet fixture body provides unmatched durability and heat management

WARNING: This is a low voltage product. Please check "Mountings With A Power Supply" or "Power Supplies" to order remote transformer separately.

Technical

Driver: Low Voltage

Light Source (Type): LED High-Power

Material: Stainless Steel, Brass, Aluminum

CCT (K): Amber

Input Power (W): 7

Delivered Lumens (lm): 260 - 299

Beam Angle (°): 13, 16, 23, 31

Mount: Faceplate Flush Mount

Lens: Soft Focus

Shielding: Not included (Standard), Honeycomb Baffle

Wiring Length: Standard, 25 Ft Leads

Finish: Stainless Steel Finishes, Standard Finishes, Premium Finishes, Brass Finishes, Other - RAL, Other - Custom Color

Body: Unibody design with enclosed, water-proof wireway, integral heat sink, fully machined from solid billet, anti-condensation and corrosion vent equalizes fixture pressure and eliminates potential for damage to internal components.

Material Detail: Furnished in stainless steel (304), Furnished in brass (360), Furnished in copper-free aluminum (6061-T6).

Light Source Detail: High power LEDs modular design with electrical disconnects.

Optics: Interchangeable optics permit changes in the field.

Hardware: Tamper-resistant, stainless steel hardware. Hardware is black oxide treated for additional corrosion resistance.

Sealing: 'O' Ring provides water-tight seal., Anti-condensation and corrosion vent equalizes fixture pressure and eliminates potential for damage to internal components.

Note: Adjust-e-Lume, an LED board feature, allows for dynamic lumen response at the individual fixture. Indexed (100% to 25% nom.) lumen output. Maintains output at desired level or may be changed (A9 to A1). Standard preset from the factory is A9 (100%).

Finish Detail: Metal finish option only for stainless steel material., Powder coat or metal finish options available for brass material., StarGuard, our 15-stage chromate-free process, cleans and conversion coats aluminum components prior to application of Class 'A' TGIC polyester powder coating. It is RoHS compliant.

Warranty: 5-year limited warranty.

NITE STAR - In-grade - Low Voltage - LED High-Power - Flush Mount - Wildlife Friendly

Finishes

STAINLESS STEEL FINISHES



[MAS]
Machined
(Stainless
Steel)



[POS]
Polished
(Stainless
Steel)

STANDARD FINISHES



[BLP]
Satin Black



[BZP]
Satin Bronze



[WHP]
Satin White



[SAP]
Satin
Aluminum



[BLW]
Black Wrinkle



[BZW]
Bronze
Wrinkle



[WHW]
White Wrinkle



[VER]
Verde

PREMIUM FINISHES



[CMG]
Cascade
Mountain
Granite



[SMG]
Sierra
Mountain
Granite



[RMG]
Rocky
Mountain
Granite



[AMG]
Aleutian
Mountain
Granite



[TXF]
Textured
Forest



[BCM]
Black Chrome



[BGE]
Beige



[WCP]
Weathered
Copper



[OCP]
Old Copper



[HUG]
Hunter Green



[ABP]
Antique Brass
Powder



[BPP]
Brown Patina
Powder



[SDS]
Sonoran
Desert
Sandstone




[WIR]
Weathered
Iron



[CAP]
Clear
Anodized
Powder



[CRM]
Cream



[AQW]
Antique White



[NBP]
Natural Brass
Powder

BRASS FINISHES



[MAB]
Machined
(Brass)



[POB]
Polished
(Brass)



[MIT]
Mitique

OTHER - RAL



[RAL]
RAL Color

OTHER - CUSTOM COLOR



[CUS]
Custom Color

NITE STAR - In-grade - Low Voltage - LED High-Power - Flush Mount - Wildlife Friendly

Light Source

Light Source	Optic	Beam Angle	CCT (K)	CRI	R9	Input Power (W)	Delivered Lumens (Lm)	CBCP
e74	NSP - Narrow Spot	13	Amber			7	299	3927
e74	SP - Spot	16	Amber			7	291	2978
e74	SP2 - Spot	23	Amber			7	260	1131
e74	MFL - Medium Flood	31	Amber			7	262	741