

NITE STAR - Ceiling Mount - Low Voltage - Lamp MR16 Gu5.3 - Stem Mount - 2 Fixtures



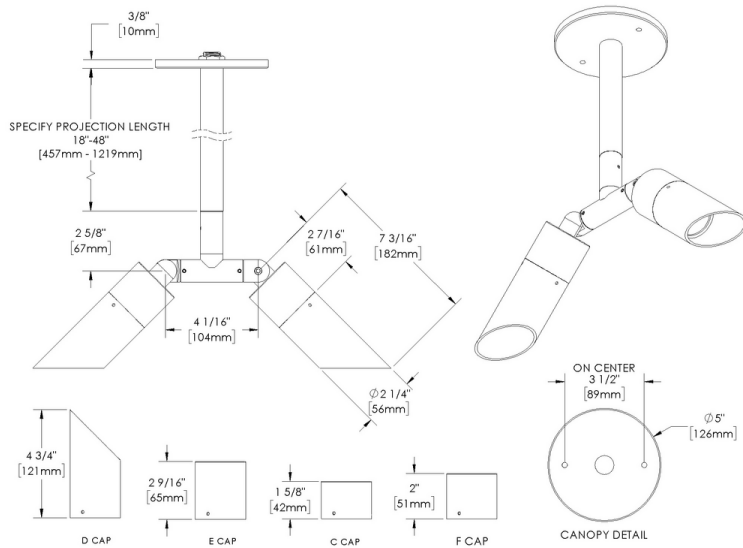
IP66



Downloads

- Product Images (.zip)
- Technical Drawing (.zip)
- 2D (.dwg)
- 2D (.dxf)
- IES Files (.zip)
- BIM - Revit (.zip)
- Installation Instructions (.pdf)

Product Variant Examples



NITE STAR - Ceiling Mount - Low Voltage - Lamp MR16 Gu5.3 - Stem Mount - 2 Fixtures

Available Logic & Configurations

NS- 01	CM- 02	LOD- 03	LAM16- 04	AL- 05	RO- 06A	ST- 06B	___- 06C	F20- 06D	___- 06F
01 SERIES NS - NITE STAR 02 CATEGORY CM - Ceiling Mount 03 DRIVER LOD - Low Voltage 04 LIGHT SOURCE (TYPE) LAM16 - Lamp MR16 Gu5.3				05 MATERIAL AL - Aluminum 06A SHAPE RO - Round 06B MOUNT ST - Stem Mount 06C STYLE CC - Cap C - Flush Lens CD - Cap D - 45° CE - Cap E - 90° CF - Cap F - Extended Flush Lens 06D VERSION F20 - 2 Fixtures 06F SIZE ST18 - Stem length: 18" ST24 - Stem length: 24" ST30 - Stem length: 30" ST36 - Stem length: 36" ST42 - Stem length: 42" ST48 - Stem length: 48"					
___- 07	___- 10A	___- 10B	WL00- 11	___- 12					
07 LIGHT SOURCE 00 - Not included 359 - 2700K CRI90 - 7.5W - 10° 361 - 2700K CRI90 - 7.5W - 25° 362 - 2700K CRI90 - 7.5W - 36° 363 - 3000K CRI90 - 7.5W - 10° 365 - 3000K CRI90 - 7.5W - 25° 366 - 3000K CRI90 - 7.5W - 36°					10A LENS 09 - Clear (Standard) 12 - Soft Focus 13 - Rectilinear 10B SHIELDING 00 - Not included (Standard) 11 - Honeycomb Baffle 11 WIRING LENGTH WL00 - Standard 12 FINISH Standard Finishes BLP, BZP, WHP, SAP, BLW, BZW, WHW, VER Premium Finishes CMG, SMG, RMG, AMG, TXF, BCM, BGE, WCP, OCP, HUG, ABP, BPP, SDS, WIR, CAP, CRM, AQW, NBP Other - RAL RAL Other - Custom Color CUS				

NOTE: Not all configurations may be compatible with one another. Please configure the product for specific 2D, Photometry, Downloads, Spec Sheet and Compatible mountings and power supplies.

NITE STAR - Ceiling Mount - Low Voltage - Lamp MR16 Gu5.3 - Stem Mount - 2 Fixtures

Features



Anti-condensation vent allows moisture to exit the fixture but never enter in



Lens factory adhered to fixture cap providing hermetically sealed optical compartment



Manufactured in the USA with sustainable processes



Aim & Lock knuckle eliminates need for re-aiming & adjustments



Water-tight anti-siphon plug prevents moisture ingress from wireways



Secured with tamper-resistant, stainless steel hardware



Easily replaceable modular components reduce waste and extend fixture life



Slip fit cap & high temp. silicone 'O' ring provides reliable water-tight seal



Solid billet fixture body provides unmatched durability and heat management



360SL knuckle provides 360° horizontal rotation and vertical adjustment

WARNING: This is a low voltage product. Please check "Mountings With A Power Supply" or "Power Supplies" to order remote transformer separately.

Technical

Driver: Low Voltage

Light Source (Type): Lamp MR16 Gu5.3

Material: Aluminum

CCT (K): 2700, 3000

CRI: 90

Delivered Lumens (lm): 620 - 656

Beam Angle (°): 10, 25, 36

Shape: Round

Mount: Stem Mount

Style: Cap C - Flush Lens, Cap D - 45°, Cap E - 90°, Cap F - Extended Flush Lens

Version: 2 Fixtures

Size: Stem length: 18", Stem length: 24", Stem length: 30", Stem length: 36", Stem length: 42", Stem length: 48"

Lens: Soft Focus, Clear (Standard), Rectilinear

Shielding: Not included (Standard), Honeycomb Baffle

Wiring Length: Standard

Finish: Standard Finishes, Premium Finishes, Other - RAL, Other - Custom Color

Body: Unibody design, with enclosed, water-proof wireway and integral heat sink, fully machined from solid billet.

Material Detail: Furnished in copper-free aluminum (6061-T6).

Aiming: Knuckle enables 180° vertical adjustment. 'O' Ring helps maintain fixture position. Design withstands 73 lbs. static load prior to movement for optical alignment. Mounts with a 1/2" pipe thread.

Light Source Detail: SORAA® LED lamp provided with fixture. Fixture does NOT include lamp if "00 - Not included" is selected for "07 - Light Source". Halogen lamp compatible. NOT for use with traditional Halogen IR technology lamps.

Hardware: Tamper-resistant, stainless steel hardware. Hardware is black oxide treated for additional corrosion resistance.

Sealing: 'O' Ring provides water-tight seal.

Finish Detail: StarGuard, our 15-stage chromate-free process, cleans and conversion coats aluminum components prior to application of Class 'A' TGIC polyester powder coating. It is RoHS compliant.

Warranty: 5-year limited warranty.


NITE STAR - Ceiling Mount - Low Voltage - Lamp MR16 Gu5.3 - Stem Mount - 2 Fixtures

Finishes

STANDARD FINISHES




[BLP]
Satin Black



[BZP]
Satin Bronze



[WHP]
Satin White




[SAP]
Satin
Aluminum



[BLW]
Black Wrinkle



[BZW]
Bronze
Wrinkle




[WHW]
White Wrinkle



[VER]
Verde

PREMIUM FINISHES



[CMG]
Cascade
Mountain
Granite



[SMG]
Sierra
Mountain
Granite



[RMG]
Rocky
Mountain
Granite



[AMG]
Aleutian
Mountain
Granite



[TXF]
Textured
Forest




[BCM]
Black Chrome



[BGE]
Beige



[WCP]
Weathered
Copper




[OCP]
Old Copper




[HUG]
Hunter Green



[ABP]
Antique Brass
Powder



[BPP]
Brown Patina
Powder



[SDS]
Sonoran
Desert
Sandstone



[WIR]
Weathered
Iron




[CAP]
Clear
Anodized
Powder



[CRM]
Cream



[AQW]
Antique White




[NBP]
Natural Brass
Powder

OTHER - RAL



[RAL]
RAL Color

OTHER - CUSTOM COLOR



[CUS]
Custom Color

NITE STAR - Ceiling Mount - Low Voltage - Lamp MR16 Gu5.3 - Stem Mount - 2 Fixtures

Light Source

Light Source	Optic	Beam Angle	CCT (K)	CRI	R9	Input Power (W)	Delivered Lumens (Lm)	CBCP
359	NSP - Narrow Spot	10	2700	90	>50	7.5	620	8000
361	NFL - Narrow Flood	25	2700	90	>50	7.5	640	3170
362	MFL - Medium Flood	36	2700	90	>50	7.5	647	1550
363	NSP - Narrow Spot	10	3000	90	>50	7.5	636	8400
365	NFL - Narrow Flood	25	3000	90	>50	7.5	655	3300
366	MFL - Medium Flood	36	3000	90	>50	7.5	656	1650