

NITE STAR - Bollard - Low Voltage - LED High-Power - Style L - Single - Pipe PI1 - 18" Stake - Wildlife Friendly

WILDLIFE FRIENDLY



IP66

Downloads

- Product Images (.zip)
- Technical Drawing (.zip)
- BIM - Revit
- Installation Instructions (.pdf)

Product Variant Examples



NITE STAR - Bollard - Low Voltage - LED High-Power - Style L - Single - Pipe PI1 - 18" Stake - Wildlife Friendly

Available Logic & Configurations

NS- 01 **BO-** 02 **LOD-** 03 **LHP-** 04 **AL-** 05 **RO-** 06A **PI1-S18-** 06B **-** 06C **SL-F10-** 06D **-** 06F

- 01 SERIES**
NS - NITE STAR
- 02 CATEGORY**
BO - Bollard
- 03 DRIVER**
LOD - Low Voltage
- 04 LIGHT SOURCE (TYPE)**
LHP - LED High-Power

- 05 MATERIAL**
AL - Aluminum
- 06A SHAPE**
RO - Round
- 06B MOUNT**
PI1-S18 - Pipe PI1 - 18" Stake
- 06C STYLE**
CA - Cap A - 45° (With Weephole)
CB - Cap B - 90° (With Weephole)
CC - Cap C - Flush Lens
CD - Cap D - 45°
CE - Cap E - 90°
CF - Cap F - Extended Flush Lens
- 06D VERSION**
SL-F10 - Style L - Single
- 06F SIZE**
H24 - Height: 24"
H30 - Height: 30"
H36 - Height: 36"
H42 - Height: 42"
H48 - Height: 48"

e74- 07 **-** 08 **12-** 10A **-** 10B **WL00-** 11 **-** 12

- 07 LIGHT SOURCE**
e74 - Amber - 7W (260 - 299 lm)
- 08 OPTIC**
NSP - Narrow Spot (13°)
SP - Spot (16°)
SP2 - Spot (23°)
MFL - Medium Flood (31°)

- 10A LENS**
12 - Soft Focus
- 10B SHIELDING**
00 - Not included (Standard)
11 - Honeycomb Baffle
- 11 WIRING LENGTH**
WL00 - Standard
- 12 FINISH**
Standard Finishes
BLP, BZP, WHP, SAP, BLW, BZW, WHW, VER
Premium Finishes
CMG, SMG, RMG, AMG, TXF, BCM, BGE, WCP, OCP, HUG, ABP, BPP, SDS,
WIR, CAP, CRM, AQW, NBP
Other - RAL
RAL
Other - Custom Color
CUS

NOTE: Not all configurations may be compatible with one another. Please configure the product for specific 2D, Photometry, Downloads, Spec Sheet and Compatible mountings and power supplies.

NITE STAR - Bollard - Low Voltage - LED High-Power - Style L - Single - Pipe PI1 - 18" Stake - Wildlife Friendly

Features



Anti-condensation vent allows moisture to exit the fixture but never enter in



Lens factory adhered to fixture cap providing hermetically sealed optical compartment



Manufactured in the USA with sustainable processes



Aim & Lock knuckle eliminates need for re-aiming & adjustments



Water-tight anti-siphon plug prevents moisture ingress from wireways



Secured with tamper-resistant, stainless steel hardware



Easily replaceable modular components reduce waste and extend fixture life



Slip fit cap & high temp. silicone 'O' ring provides reliable water-tight seal



Solid billet fixture body provides unmatched durability and heat management



360SL knuckle provides 360° horizontal rotation and vertical adjustment

WARNING: This is a low voltage product. Please check "Mountings With A Power Supply" or "Power Supplies" to order remote transformer separately.

Technical

Driver: Low Voltage

Light Source (Type): LED High-Power

Material: Aluminum

CCT (K): Amber

Input Power (W): 7

Delivered Lumens (lm): 260 - 299

Beam Angle (°): 13, 16, 23, 31

Shape: Round

Mount: Pipe PI1 - 18" Stake

Style: Cap A - 45° (With Weephole), Cap B - 90° (With Weephole), Cap C - Flush Lens, Cap D - 45°, Cap E - 90°, Cap F - Extended Flush Lens

Version: Style L - Single

Size: Height: 24", Height: 30", Height: 36", Height: 42", Height: 48"

Lens: Soft Focus

Shielding: Not included (Standard), Honeycomb Baffle

Wiring Length: Standard

Finish: Standard Finishes, Premium Finishes, Other - RAL, Other - Custom Color

Body: Unibody design with enclosed, water-proof wireway, integral heat sink, fully machined from solid billet, anti-condensation and corrosion vent equalizes fixture pressure and eliminates potential for damage to internal components.

Material Detail: Furnished in copper-free aluminum (6061-T6).

Aiming: Knuckle enables 180° vertical adjustment. 'O' Ring helps maintain fixture position. Design withstands 73 lbs. static load prior to movement for optical alignment. Mounts with a 1/2" pipe thread.

Light Source Detail: High power LEDs modular design with electrical disconnects.

Optics: Interchangeable optics permit changes in the field.

Hardware: Tamper-resistant, stainless steel hardware. Hardware is black oxide treated for additional corrosion resistance.

Sealing: 'O' Ring provides water-tight seal., Anti-condensation and corrosion vent equalizes fixture pressure and eliminates potential for damage to internal components.

Note: Stability Flange included., Adjust-e-Lume, an LED board feature, allows for dynamic lumen response at the individual fixture. Indexed (100% to 25% nom.) lumen output. Maintains output at desired level or may be changed (A9 to A1). Standard preset from the factory is A9 (100%).



Finish Detail: StarGuard, our 15-stage chromate-free process, cleans and conversion coats aluminum components prior to application of Class 'A' TGIC polyester powder coating. It is RoHS compliant.

Warranty: 5-year limited warranty.

NITE STAR - Bollard - Low Voltage - LED High-Power - Style L - Single - Pipe PI1 - 18" Stake - Wildlife Friendly

Finishes


STANDARD FINISHES

		
[BLP] Satin Black	[BZP] Satin Bronze	[WHP] Satin White
		
[SAP] Satin Aluminum	[BLW] Black Wrinkle	[BZW] Bronze Wrinkle
		
[WHW] White Wrinkle	[VER] Verde	

PREMIUM FINISHES


		
[CMG] Cascade Mountain Granite	[SMG] Sierra Mountain Granite	[RMG] Rocky Mountain Granite
		
[AMG] Aleutian Mountain Granite	[TXF] Textured Forest	[BCM] Black Chrome
		
[BGE] Beige	[WCP] Weathered Copper	[OCP] Old Copper
		
[HUG] Hunter Green	[ABP] Antique Brass Powder	[BPP] Brown Patina Powder
		
[SDS] Sonoran Desert Sandstone	[WIR] Weathered Iron	[CAP] Clear Anodized Powder
		
[CRM] Cream	[AQW] Antique White	[NBP] Natural Brass Powder

OTHER - RAL



[RAL]
RAL Color

OTHER - CUSTOM COLOR



[CUS]
Custom Color

NITE STAR - Bollard - Low Voltage - LED High-Power - Style L - Single - Pipe PI1 - 18" Stake - Wildlife Friendly

Light Source

Light Source	Optic	Beam Angle	CCT (K)	CRI	R9	Input Power (W)	Delivered Lumens (Lm)	CBCP
e74	NSP - Narrow Spot	13	Amber			7	299	3927
e74	SP - Spot	16	Amber			7	291	2978
e74	SP2 - Spot	23	Amber			7	260	1131
e74	MFL - Medium Flood	31	Amber			7	262	741