

NITE STAR - Bollard - Low Voltage - LED High-Power - Style L - Single - Anchor Base

UPGRADED



IP66

Downloads

[Product Images \(.zip\)](#)

[Technical Drawing \(.zip\)](#)

Product Variant Examples



NITE STAR - Bollard - Low Voltage - LED High-Power - Style L - Single - Anchor Base

Available Logic & Configurations

NS- 01 BO- 02 LOD- 03 LHP- 04 AL- 05 RO- 06A AB- 06B ___ - 06C SL-F10- 06D ___ - 06F

01 SERIES

NS - NITE STAR

02 CATEGORY

BO - Bollard

03 DRIVER

LOD - Low Voltage

04 LIGHT SOURCE (TYPE)

LHP - LED High-Power

05 MATERIAL

AL - Aluminum

06A SHAPE

RO - Round

06B MOUNT

AB - Anchor Base

06C STYLE

CA - Cap A - 45° (With Weephole)

CB - Cap B - 90° (With Weephole)

CC - Cap C - Flush Lens

CD - Cap D - 45°

CE - Cap E - 90°

CF - Cap F - Extended Flush Lens

06D VERSION

SL-F10 - Style L - Single

06F SIZE

H24 - Height: 24"

H30 - Height: 30"

H36 - Height: 36"

H42 - Height: 42"

H48 - Height: 48"

H54 - Height: 54"

H60 - Height: 60"

H66 - Height: 66"

H72 - Height: 72"

___ - 07 ___ - 10A ___ - 10B WL00- 11 ___ - 12

07 LIGHT SOURCE

e204 - 2700K CRI80 - 10W (353 - 535 lm)

e205 - 3000K CRI80 - 10W (368 - 559 lm)

e206 - 3500K CRI80 - 10W (387 - 588 lm)

e207 - 4000K CRI80 - 10W (369 - 582 lm)

e208 - 2700K CRI90 - 10W (328 - 383 lm)

e209 - 3000K CRI90 - 10W (358 - 417 lm)

e210 - 3500K CRI90 - 10W (396 - 462 lm)

e211 - 4000K CRI90 - 10W (388 - 453 lm)

10A LENS

09 - Clear (Standard)

13 - Rectilinear

10B SHIELDING

00 - Not included (Standard)

11 - Honeycomb Baffle

11 WIRING LENGTH

WL00 - Standard

12 FINISH

Standard Finishes

BLP, BZP, WHP, SAP, BLW, BZW, WHW, VER

Premium Finishes

CMG, SMG, RMG, AMG, TXF, BCM, BGE, WCP, OCP, HUG, ABP, BPP, SDS,

WIR, CAP, CRM, AQW, NBP

Other - RAL

RAL

Other - Custom Color

CUS

NOTES (important): #12 Soft Focus Lens no longer available and not necessary due to optimized LED/optic performance.

NOTE: Not all configurations may be compatible with one another. Please configure the product for specific 2D, Photometry, Downloads, Spec Sheet and Compatible mountings and power supplies.

NITE STAR - Bollard - Low Voltage - LED High-Power - Style L - Single - Anchor Base

Features



Anti-condensation vent allows moisture to exit the fixture but never enter in



Lens factory adhered to fixture cap providing hermetically sealed optical compartment



Manufactured in the USA with sustainable processes



Aim & Lock knuckle eliminates need for re-aiming & adjustments



Water-tight anti-siphon plug prevents moisture ingress from wireways



Secured with tamper-resistant, stainless steel hardware



Easily replaceable modular components reduce waste and extend fixture life



Slip fit cap & high temp. silicone 'O' ring provides reliable water-tight seal



Solid billet fixture body provides unmatched durability and heat management



Integrated knuckle design provides 360° horizontal rotation and vertical adjustment

WARNING: This is a low voltage product. Please check "Mountings With A Power Supply" or "Power Supplies" to order remote transformer separately.

Technical

Driver: Low Voltage

Light Source (Type): LED High-Power

Material: Aluminum

Input Power (W): 10

Delivered Lumens (lm): Array

Shape: Round

Mount: Anchor Base

Style: Cap A - 45° (With Weephole), Cap B - 90° (With Weephole), Cap C - Flush Lens, Cap D - 45°, Cap E - 90°, Cap F - Extended Flush Lens

Version: Style L - Single

Size: Height: 24", Height: 30", Height: 36", Height: 42", Height: 48", Height: 54", Height: 60", Height: 66", Height: 72"

Lens: Clear (Standard), Rectilinear

Shielding: Not included (Standard), Honeycomb Baffle

Wiring Length: Standard

Finish: Standard Finishes, Premium Finishes, Other - RAL, Other - Custom Color

Body: Unibody design with enclosed, water-proof wireway, integral heat sink, fully machined from solid billet, anti-condensation and corrosion vent equalizes fixture pressure and eliminates potential for damage to internal components.

Material Detail: Furnished in copper-free aluminum (6061-T6).

Aiming: Knuckle enables 180° vertical and 360° horizontal rotation. 'O' Ring helps maintain fixture position. Design withstands 73 lb. static load prior to movement for optical alignment with a 1/2" pipe thread for mounting. (Combined legacy knuckle options)

Light Source Detail: High power LED modular design with electrical disconnects., Adjust-e-Lume, an LED board feature, allows for dynamic lumen response at the individual fixture. Indexed lumen output (100% to 4%). Maintains output at desired level or may be changed. Standard preset from the factory is 100%.

Optics: Interchangeable optics permit changes in the field.

Hardware: Tamper-resistant, stainless steel hardware. Hardware is black oxide treated for additional corrosion resistance.

Sealing: 'O' Ring provides water-tight seal., Anti-condensation and corrosion vent equalizes fixture pressure and eliminates potential for damage to internal components.

Finish Detail: StarGuard, our 15-stage chromate-free process, cleans and conversion coats aluminum components prior to application of Class 'A' TGIC polyester powder coating. It is RoHS compliant.

Warranty: 5-year limited warranty.


NITE STAR - Bollard - Low Voltage - LED High-Power - Style L - Single - Anchor Base

Finishes

STANDARD FINISHES




[BLP] Satin Black



[BZP] Satin Bronze



[WHP] Satin White




[SAP] Satin Aluminum



[BLW] Black Wrinkle



[BZW] Bronze Wrinkle




[WHW] White Wrinkle



[VER] Verde

PREMIUM FINISHES



[CMG] Cascade Mountain Granite



[SMG] Sierra Mountain Granite



[RMG] Rocky Mountain Granite



[AMG] Aleutian Mountain Granite



[TXF] Textured Forest




[BCM] Black Chrome



[BGE] Beige



[WCP] Weathered Copper




[OCP] Old Copper




[HUG] Hunter Green



[ABP] Antique Brass Powder



[BPP] Brown Patina Powder



[SDS] Sonoran Desert Sandstone



[WIR] Weathered Iron




[CAP] Clear Anodized Powder



[CRM] Cream



[AQW] Antique White




[NBP] Natural Brass Powder

OTHER - RAL



[RAL] RAL Color

OTHER - CUSTOM COLOR



[CUS] Custom Color