

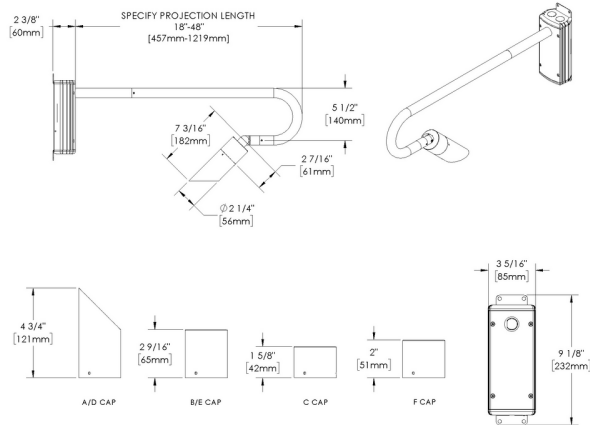
NITE STAR - Wall Mount - Line Voltage Via Transformer - Lamp MR16 Gu5.3 - Style B - Single - Universal Power Module PM1



Downloads

- Product Images (.zip)
- Technical Drawing (.zip)
- 2D (.dwg)
- 2D (.dxf)
- IES Files (.zip)
- Installation Instructions (.pdf)

Product Variant Examples



NITE STAR - Wall Mount - Line Voltage Via Transformer - Lamp MR16 Gu5.3 - Style B - Single - Universal Power Module PM1

Available Logic & Configurations

NS- 01 **WM-** 02 **LIT-** 03 **LAM16-** 04 **AL-** 05 **RO-** 06A **PM1-** 06B **-** 06C **SB-F10-** 06D **-** 06E **-** 06F

01 SERIES

NS - NITE STAR

02 CATEGORY

WM - Wall Mount

03 DRIVER

LIT - Line Voltage Via Transformer

04 LIGHT SOURCE (TYPE)

LAM16 - Lamp MR16 Gu5.3

05 MATERIAL

AL - Aluminum

06A SHAPE

RO - Round

06B MOUNT

PM1 - Universal Power Module PM1

06C STYLE

CA - Cap A - 45° (With Weephole)

CB - Cap B - 90° (With Weephole)

CC - Cap C - Flush Lens

CD - Cap D - 45°

CE - Cap E - 90°

CF - Cap F - Extended Flush Lens

06D VERSION

SB-F10 - Style B - Single

06E INPUT VOLTAGE

120 - 120V

277 - 277V

06F SIZE

ST18 - Stem length: 18"

ST24 - Stem length: 24"

ST30 - Stem length: 30"

ST36 - Stem length: 36"

ST42 - Stem length: 42"

ST48 - Stem length: 48"

- 07 **ELV-** 09 **-** 10A **-** 10B **WL00-** 11 **-** 12 **-** 13

07 LIGHT SOURCE

00 - Not included

359 - 2700K CRI90 - 7.5W - 10°

361 - 2700K CRI90 - 7.5W - 25°

362 - 2700K CRI90 - 7.5W - 36°

363 - 3000K CRI90 - 7.5W - 10°

365 - 3000K CRI90 - 7.5W - 25°

366 - 3000K CRI90 - 7.5W - 36°

09 CONTROL

ELV - ELV Dimming (For use with Electronic Low Voltage Dimmer. 120V only.)

10A LENS

09 - Clear (Standard)

12 - Soft Focus

13 - Rectilinear

10B SHIELDING

00 - Not included (Standard)

11 - Honeycomb Baffle

11 WIRING LENGTH

WL00 - Standard

12 FINISH

Standard Finishes

BLP, BZP, WHP, SAP, BLW, BZW, WHW, VER

Premium Finishes

CMG, SMG, RMG, AMG, TXF, BCM, BGE, WCP, OCP, HUG, ABP, BPP, SDS,

WIR, CAP, CRM, AQW, NBP

Other - RAL

RAL

Other - Custom Color

CUS

13 OPTION

CR - Camlock Mount - Round

CR-MB - Camlock Mount - Round - With Mounting Bracket

CT - Camlock Mount - Rectangular

CT-MB - Camlock Mount - Rectangular - With Mounting Bracket

SM - Surface Mount

NOTE: Not all configurations may be compatible with one another. Please configure the product for specific 2D, Photometry, Downloads, Spec Sheet and Compatible mountings and power supplies.

NITE STAR - Wall Mount - Line Voltage Via Transformer - Lamp MR16 Gu5.3 - Style B - Single - Universal Power Module PM1

Features



Anti-condensation vent allows moisture to exit the fixture but never enter in



Lens factory adhered to fixture cap providing hermetically sealed optical compartment



Manufactured in the USA with sustainable processes



Aim & Lock knuckle eliminates need for re-aiming & adjustments



Water-tight anti-siphon plug prevents moisture ingress from wireways



Secured with tamper-resistant, stainless steel hardware



Easily replaceable modular components reduce waste and extend fixture life



Slip fit cap & high temp. silicone 'O' ring provides reliable water-tight seal



Solid billet fixture body provides unmatched durability and heat management



360SL knuckle provides 360° horizontal rotation and vertical adjustment

Technical

Driver: Line Voltage Via Transformer

Light Source (Type): Lamp MR16 Gu5.3

Material: Aluminum

CCT (K): 2700, 3000

CRI: 90

Delivered Lumens (lm): 620 - 656

Beam Angle (°): 10, 25, 36

Control: ELV Dimming (For use with Electronic Low Voltage Dimmer. 120V only.)

Shape: Round

Mount: Universal Power Module PM1

Style: Cap A - 45° (With Weephole), Cap B - 90° (With Weephole), Cap C - Flush Lens, Cap D - 45°, Cap E - 90°, Cap F - Extended Flush Lens

Version: Style B - Single

Input Voltage: 120V, 277V

Size: Stem length: 18", Stem length: 24", Stem length: 30", Stem length: 36", Stem length: 42", Stem length: 48"

Lens: Soft Focus, Clear (Standard), Rectilinear

Shielding: Not included (Standard), Honeycomb Baffle

Wiring Length: Standard

Finish: Standard Finishes, Premium Finishes, Other - RAL, Other - Custom Color

Option: Camlock Mount - Round, Camlock Mount - Round - With Mounting Bracket, Camlock Mount - Rectangular, Camlock Mount - Rectangular - With Mounting Bracket, Surface Mount

Body: Unibody design, with enclosed, water-proof wireway and integral heat sink, fully machined from solid billet.

Material Detail: Furnished in copper-free aluminum (6061-T6).

Aiming: Knuckle enables 180° vertical adjustment. 'O' Ring helps maintain fixture position. Design withstands 73 lbs. static load prior to movement for optical alignment. Mounts with a 1/2" pipe thread.

Light Source Detail: SORAA® LED lamp provided with fixture. Fixture does NOT include lamp if "00 - Not included" is selected for "07 - Light Source". Halogen lamp compatible. NOT for use with traditional Halogen IR technology lamps.

Hardware: Tamper-resistant, stainless steel hardware. Hardware is black oxide treated for additional corrosion resistance.

Sealing: 'O' Ring provides water-tight seal.

Note: Transformer included.

Finish Detail: StarGuard, our 15-stage chromate-free process, cleans and conversion coats aluminum components prior to application of Class 'A' TGIC polyester powder coating. It is RoHS compliant.

Warranty: 5-year limited warranty.

















NITE STAR - Wall Mount - Line Voltage Via Transformer - Lamp MR16 Gu5.3 - Style B - Single - Universal Power Module PM1

Finishes

STANDARD FINISHES

		
[BLP] Satin Black	[BZP] Satin Bronze	[WHP] Satin White
		
[SAP] Satin Aluminum	[BLW] Black Wrinkle	[BZW] Bronze Wrinkle
		
[WHW] White Wrinkle	[VER] Verde	

PREMIUM FINISHES


		
[CMG] Cascade Mountain Granite	[SMG] Sierra Mountain Granite	[RMG] Rocky Mountain Granite
		
[AMG] Aleutian Mountain Granite	[TXF] Textured Forest	[BCM] Black Chrome
		
[BGE] Beige	[WCP] Weathered Copper	[OCP] Old Copper
		
[HUG] Hunter Green	[ABP] Antique Brass Powder	[BPP] Brown Patina Powder
		
[SDS] Sonoran Desert Sandstone	[WIR] Weathered Iron	[CAP] Clear Anodized Powder
		
[CRM] Cream	[AQW] Antique White	[NBP] Natural Brass Powder

OTHER - RAL



[RAL]
RAL Color

OTHER - CUSTOM COLOR



[CUS]
Custom Color

NITE STAR - Wall Mount - Line Voltage Via Transformer - Lamp MR16 Gu5.3 - Style B - Single - Universal Power Module PM1

Light Source

Light Source	Optic	Beam Angle	CCT (K)	CRI	R9	Input Power (W)	Delivered Lumens (Lm)	CBCP
359	NSP - Narrow Spot	10	2700	90	>50	7.5	620	8000
361	NFL - Narrow Flood	25	2700	90	>50	7.5	640	3170
362	MFL - Medium Flood	36	2700	90	>50	7.5	647	1550
363	NSP - Narrow Spot	10	3000	90	>50	7.5	636	8400
365	NFL - Narrow Flood	25	3000	90	>50	7.5	655	3300
366	MFL - Medium Flood	36	3000	90	>50	7.5	656	1650