

# NITE STAR - Floodlight - Low Voltage - LED High-Power - Round

UPGRADED



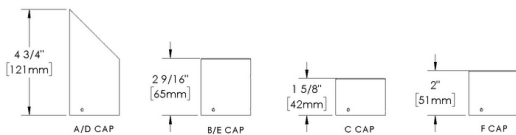
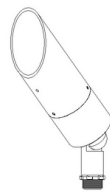
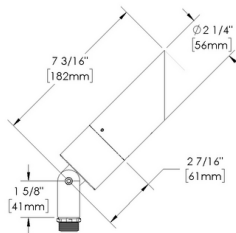
IP66



### Downloads

- Product Images (.zip)
- Technical Drawing (.zip)
- 2D (.dwg)
- 2D (.dxf)
- IES Files (.zip)
- Installation Instructions (.pdf)

### Product Variant Examples



# NITE STAR - Floodlight - Low Voltage - LED High-Power - Round

## Available Logic & Configurations

**NS-** **FL-** **LOD-** **LHP-** **-** **RO-** **TKM-** **-**  
 01 02 03 04 05 06A 06B 06C

- 01 SERIES**  
NS - NITE STAR
- 02 CATEGORY**  
FL - Floodlight
- 03 DRIVER**  
LOD - Low Voltage
- 04 LIGHT SOURCE (TYPE)**  
LHP - LED High-Power

- 05 MATERIAL**  
AL - Aluminum  
BR - Brass  
SS - Stainless Steel
- 06A SHAPE**  
RO - Round
- 06B MOUNT**  
TKM - Threaded Knuckle Mount
- 06C STYLE**  
CA - Cap A - 45° (With Weephole)  
CB - Cap B - 90° (With Weephole)  
CC - Cap C - Flush Lens  
CD - Cap D - 45°  
CE - Cap E - 90°  
CF - Cap F - Extended Flush Lens

**-** **-** **-** **-** **WLOO-** **-**  
 07 08 10A 10B 11 12

- 07 LIGHT SOURCE**  
e204 - 2700K CRI80 - 10W (353 - 535 lm)  
e205 - 3000K CRI80 - 10W (368 - 559 lm)  
e206 - 3500K CRI80 - 10W (387 - 588 lm)  
e207 - 4000K CRI80 - 10W (369 - 582 lm)  
e208 - 2700K CRI90 - 10W (328 - 383 lm)  
e209 - 3000K CRI90 - 10W (358 - 417 lm)  
e210 - 3500K CRI90 - 10W (396 - 462 lm)  
e211 - 4000K CRI90 - 10W (388 - 453 lm)

- 08 OPTIC**  
NSP - Narrow Spot (12°)  
SP - Spot (23°)  
MFL - Medium Flood (34°)  
WFL - Wide Flood (57°)

- 10A LENS**  
09 - Clear (Standard)  
13 - Rectilinear
- 10B SHIELDING**  
00 - Not included (Standard)  
11 - Honeycomb Baffle
- 11 WIRING LENGTH**  
WLOO - Standard
- 12 FINISH**  
Standard Finishes  
BLP, BZP, WHP, SAP, BLW, BZW, WHW, VER  
Premium Finishes  
CMG, SMG, RMG, AMG, TXF, BCM, BGE, WCP, OCP, HUG, ABP, BPP, SDS,  
WIR, CAP, CRM, AQW, NBP  
Other - RAL  
RAL  
Other - Custom Color  
CUS  
Brass Finishes  
MAB, POB, MIT  
Stainless Steel Finishes  
MAS, POS

**NOTES (important):** #12 Soft Focus Lens no longer available and not necessary due to optimized LED/optic performance.  
**NOTE:** Not all configurations may be compatible with one another. Please configure the product for specific 2D, Photometry, Downloads, Spec Sheet and Compatible mountings and power supplies.

# NITE STAR - Floodlight - Low Voltage - LED High-Power - Round

## Features



Anti-condensation vent allows moisture to exit the fixture but never enter in



Lens factory adhered to fixture cap providing hermetically sealed optical compartment



Manufactured in the USA with sustainable processes



Aim & Lock knuckle eliminates need for re-aiming & adjustments



Water-tight anti-siphon plug prevents moisture ingress from wireways



Secured with tamper-resistant, stainless steel hardware



Easily replaceable modular components reduce waste and extend fixture life



Slip fit cap & high temp. silicone 'O' ring provides reliable water-tight seal



Solid billet fixture body provides unmatched durability and heat management



Integrated knuckle design provides 360° horizontal rotation and vertical adjustment

**WARNING: This is a low voltage product. Please check "Mountings With A Power Supply" or "Power Supplies" to order remote transformer separately.**

## Technical

**Driver:** Low Voltage

**Light Source (Type):** LED High-Power

**Material:** Aluminum, Brass, Stainless Steel

**CCT (K):** 2700, 3500, 3000, 4000

**CRI:** 80, 90

**Input Power (W):** 10

**Delivered Lumens (lm):** 328 - 588

**Beam Angle (°):** 12, 23, 34, 57

**Shape:** Round

**Mount:** Threaded Knuckle Mount

**Style:** Cap A - 45° (With Weephole), Cap E - 90°, Cap D - 45°, Cap C - Flush Lens, Cap B - 90° (With Weephole), Cap F - Extended Flush Lens

**Lens:** Clear (Standard), Rectilinear

**Shielding:** Not included (Standard), Honeycomb Baffle

**Wiring Length:** Standard

**Finish:** Standard Finishes, Premium Finishes, Other - RAL, Other - Custom Color, Brass Finishes, Stainless Steel Finishes

**Body:** Unibody design with enclosed, water-proof wireway, integral heat sink, fully machined from solid billet, anti-condensation and corrosion vent equalizes fixture pressure and eliminates potential for damage to internal components.

**Material Detail:** Furnished in stainless steel (304), Furnished in brass (360), Furnished in copper-free aluminum (6061-T6).

**Aiming:** Knuckle enables 180° vertical and 360° horizontal rotation. 'O' Ring helps maintain fixture position. Design withstands 73 lb. static load prior to movement for optical alignment with a 1/2" pipe thread for mounting. (Combined legacy knuckle options)

**Light Source Detail:** High power LED modular design with electrical disconnects, Adjust-e-Lume, an LED board feature, allows for dynamic lumen response at the individual fixture. Indexed lumen output (100% to 4%). Maintains output at desired level or may be changed. Standard preset from the factory is 100%.

**Optics:** Interchangeable optics permit changes in the field.

**Hardware:** Tamper-resistant, stainless steel hardware. Hardware is black oxide treated for additional corrosion resistance.

**Sealing:** 'O' Ring provides water-tight seal., Anti-condensation and corrosion vent equalizes fixture pressure and eliminates potential for damage to internal components.

**Finish Detail:** StarGuard, our 15-stage chromate-free process, cleans and conversion coats aluminum components prior to application of Class 'A' TGIC polyester powder coating. It is RoHS compliant.

**Warranty:** 5-year limited warranty.

# NITE STAR - Floodlight - Low Voltage - LED High-Power - Round

## Finishes

### STANDARD FINISHES




### PREMIUM FINISHES



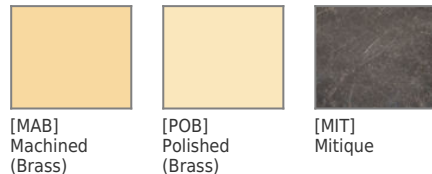
### OTHER - RAL




### OTHER - CUSTOM COLOR



### BRASS FINISHES



### STAINLESS STEEL FINISHES



# NITE STAR - Floodlight - Low Voltage - LED High-Power - Round

## Light Source

Light Source	Optic	Beam Angle	CCT (K)	CRI	R9	Input Power (W)	Delivered Lumens (Lm)	CBCP
e204	NSP - Narrow Spot	12	2700	80	>15	10	535	8231
e204	SP - Spot	23	2700	80	>15	10	469	2099
e204	MFL - Medium Flood	34	2700	80	>15	10	459	1083
e204	WFL - Wide Flood	57	2700	80	>15	10	500	542
e205	NSP - Narrow Spot	12	3000	80	>15	10	559	8589
e205	SP - Spot	23	3000	80	>15	10	490	2190
e205	MFL - Medium Flood	34	3000	80	>15	10	479	1130
e205	WFL - Wide Flood	57	3000	80	>15	10	522	565
e206	NSP - Narrow Spot	12	3500	80	>15	10	588	9036
e206	SP - Spot	23	3500	80	>15	10	515	2304
e206	MFL - Medium Flood	34	3500	80	>15	10	504	1189
e206	WFL - Wide Flood	57	3500	80	>15	10	549	595
e207	NSP - Narrow Spot	12	4000	80	>15	10	582	8947
e207	SP - Spot	23	4000	80	>15	10	510	2281
e207	MFL - Medium Flood	34	4000	80	>15	10	499	1177
e207	WFL - Wide Flood	57	4000	80	>15	10	544	589
e208	NSP - Narrow Spot	12	2700	90	>50	10	383	5890
e208	SP - Spot	23	2700	90	>50	10	336	1502
e208	MFL - Medium Flood	34	2700	90	>50	10	328	775
e208	WFL - Wide Flood	57	2700	90	>50	10	358	388
e209	NSP - Narrow Spot	12	3000	90	>50	10	417	6413
e209	SP - Spot	23	3000	90	>50	10	366	1635
e209	MFL - Medium Flood	34	3000	90	>50	10	358	844
e209	WFL - Wide Flood	57	3000	90	>50	10	390	422
e210	NSP - Narrow Spot	12	3500	90	>50	10	462	7099
e210	SP - Spot	23	3500	90	>50	10	405	1810
e210	MFL - Medium Flood	34	3500	90	>50	10	396	934
e210	WFL - Wide Flood	57	3500	90	>50	10	432	467
e211	NSP - Narrow Spot	12	4000	90	>50	10	453	6959
e211	SP - Spot	23	4000	90	>50	10	397	1774
e211	MFL - Medium Flood	34	4000	90	>50	10	388	915
e211	WFL - Wide Flood	57	4000	90	>50	10	423	458
e204	NSP - Narrow Spot	12	2700	80	>15	10	530	8360
e204	SP - Spot	23	2700	80	>15	10	450	2146
e204	MFL - Medium Flood	34	2700	80	>15	10	440	1106
e204	WFL - Wide Flood	57	2700	80	>15	10	456	544
e205	NSP - Narrow Spot	12	3000	80	>15	10	553	8723
e205	SP - Spot	23	3000	80	>15	10	469	2236
e205	WFL - Wide Flood	57	3000	80	>15	10	476	568
e206	NSP - Narrow Spot	12	3500	80	>15	10	582	9180
e206	SP - Spot	23	3500	80	>15	10	494	2356
e206	MFL - Medium Flood	34	3500	80	>15	10	483	1214
e206	WFL - Wide Flood	57	3500	80	>15	10	501	598
e207	NSP - Narrow Spot	12	4000	80	>15	10	576	9128
e207	SP - Spot	23	4000	80	>15	10	490	2335
e207	MFL - Medium Flood	34	4000	80	>15	10	480	1204
e207	WFL - Wide Flood	57	4000	80	>15	10	497	592
e204	NSP - Narrow Spot	12	2700	80	>15	10	521	8276
e204	SP - Spot	23	2700	80	>15	10	426	2151
e204	MFL - Medium Flood	34	2700	80	>15	10	402	1108

AMERICAN MADE + EMPLOYEE OWNED | 40429 Brickyard Drive, Madera, CA 93636 | +1 (559) 438-5800 | info@bklighting.com | bklighting.com

Copyright © B-K Lighting, Inc. This document contains proprietary information of B-K Lighting, inc. and its receipt or possession does not convey any rights to reproduce, disclose its contents, or to manufacture, use or sell anything it may describe.

Technical information is subject to change at the discretion of B-K Lighting Inc. For the most current technical data, please refer to bklighting.com

# NITE STAR - Floodlight - Low Voltage - LED High-Power - Round

Light Source	Optic	Beam Angle	CCT (K)	CRI	R9	Input Power (W)	Delivered Lumens (Lm)	CBCP
e204	WFL - Wide Flood	57	2700	80	>15	10	353	548
e205	NSP - Narrow Spot	12	3000	80	>15	10	544	8641
e205	SP - Spot	23	3000	80	>15	10	444	2242
e205	WFL - Wide Flood	34	3000	80	>15	10	419	1155
e205	WFL - Wide Flood	34	3000	80	>15	10	459	1154
e205	WFL - Wide Flood	57	3000	80	>15	10	368	571
e206	NSP - Narrow Spot	12	3500	80	>15	10	572	9086
e206	SP - Spot	23	3500	80	>15	10	467	2358
e206	MFL - Medium Flood	34	3500	80	>15	10	441	1215
e206	WFL - Wide Flood	57	3500	80	>15	10	387	600
e207	NSP - Narrow Spot	12	4000	80	>15	10	560	8960
e207	SP - Spot	23	4000	80	>15	10	453	2332
e207	MFL - Medium Flood	34	4000	80	>15	10	423	1201
e207	WFL - Wide Flood	57	4000	80	>15	10	369	595