

NITE STAR - Ceiling Mount - Low Voltage - LED High-Power - Pendant Mount - Wildlife Friendly

WILDLIFE FRIENDLY



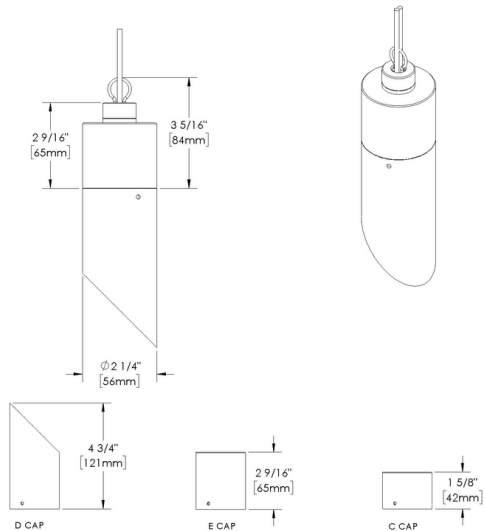
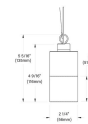
IP66



Downloads

- Product Images (.zip)
- Technical Drawing (.zip)
- 2D (.dwg)
- 2D (.dxf)
- Installation Instructions (.pdf)

Product Variant Examples



NITE STAR - Ceiling Mount - Low Voltage - LED High-Power - Pendant Mount - Wildlife Friendly

Available Logic & Configurations

NS- **CM-** **LOD-** **LHP-** **-** **RO-** **PM-** **-**
 01 02 03 04 05 06A 06B 06C

- 01 SERIES**
NS - NITE STAR
- 02 CATEGORY**
CM - Ceiling Mount
- 03 DRIVER**
LOD - Low Voltage
- 04 LIGHT SOURCE (TYPE)**
LHP - LED High-Power

- 05 MATERIAL**
AL - Aluminum
BR - Brass
SS - Stainless Steel
- 06A SHAPE**
RO - Round
- 06B MOUNT**
PM - Pendant Mount
- 06C STYLE**
CC - Cap C - Flush Lens
CD - Cap D - 45°
CE - Cap E - 90°
CF - Cap F - Extended Flush Lens

e74- **-** **12-** **-** **-** **-**
 07 08 10A 10B 11 12

- 07 LIGHT SOURCE**
e74 - Amber - 7W (260 - 299 lm)
- 08 OPTIC**
NSP - Narrow Spot (13°)
SP - Spot (16°)
SP2 - Spot (23°)
MFL - Medium Flood (31°)

- 10A LENS**
12 - Soft Focus
- 10B SHIELDING**
00 - Not included (Standard)
11 - Honeycomb Baffle
- 11 WIRING LENGTH**
WL00 - Standard
WL25 - 25 Ft Leads
- 12 FINISH**
Stainless Steel Finishes
MAS, POS
Standard Finishes
BLP, BZP, WHP, SAP, BLW, BZW, WHW, VER
Premium Finishes
CMG, SMG, RMG, AMG, TXF, BCM, BGE, WCP, OCP, HUG, ABP, BPP, SDS,
WIR, CAP, CRM, AQW, NBP
Other - RAL
RAL
Other - Custom Color
CUS
Brass Finishes
MAB, POB, MIT

NOTE: Not all configurations may be compatible with one another. Please configure the product for specific 2D, Photometry, Downloads, Spec Sheet and Compatible mountings and power supplies.

NITE STAR - Ceiling Mount - Low Voltage - LED High-Power - Pendant Mount - Wildlife Friendly

Features



Anti-condensation vent allows moisture to exit the fixture but never enter in



Lens factory adhered to fixture cap providing hermetically sealed optical compartment



Manufactured in the USA with sustainable processes



Water-tight anti-siphon plug prevents moisture ingress from wireways



Secured with tamper-resistant, stainless steel hardware



Easily replaceable modular components reduce waste and extend fixture life



Slip fit cap & high temp. silicone 'O' ring provides reliable water-tight seal



Solid billet fixture body provides unmatched durability and heat management

WARNING: This is a low voltage product. Please check "Mountings With A Power Supply" or "Power Supplies" to order remote transformer separately.

Technical

Driver: Low Voltage

Light Source (Type): LED High-Power

Material: Stainless Steel, Brass, Aluminum

CCT (K): Amber

Input Power (W): 7

Delivered Lumens (lm): 260 - 299

Beam Angle (°): 13, 16, 23, 31

Shape: Round

Mount: Pendant Mount

Style: Cap F - Extended Flush Lens, Cap E - 90°, Cap D - 45°, Cap C - Flush Lens

Lens: Soft Focus

Shielding: Not included (Standard), Honeycomb Baffle

Wiring Length: Standard, 25 Ft Leads

Finish: Stainless Steel Finishes, Standard Finishes, Premium Finishes, Other - RAL, Other - Custom Color, Brass Finishes

Body: Unibody design with enclosed, water-proof wireway, integral heat sink, fully machined from solid billet, anti-condensation and corrosion vent equalizes fixture pressure and eliminates potential for damage to internal components.

Material Detail: Furnished in stainless steel (304), Furnished in brass (360), Furnished in copper-free aluminum (6061-T6).

Light Source Detail: High power LEDs modular design with electrical disconnects.

Optics: Interchangeable optics permit changes in the field.

Hardware: Tamper-resistant, stainless steel hardware. Hardware is black oxide treated for additional corrosion resistance.

Sealing: 'O' Ring provides water-tight seal., Anti-condensation and corrosion vent equalizes fixture pressure and eliminates potential for damage to internal components.

Note: Extended leads are NOT for direct burial. Contact factory for direct burial lead options., Adjust-e-Lume, an LED board feature, allows for dynamic lumen response at the individual fixture. Indexed (100% to 25% nom.) lumen output. Maintains output at desired level or may be changed (A9 to A1). Standard preset from the factory is A9 (100%).

Finish Detail: Metal finish option only for stainless steel material., Powder coat or metal finish options available for brass material., StarGuard, our 15-stage chromate-free process, cleans and conversion coats aluminum components prior to application of Class 'A' TGIC polyester powder coating. It is RoHS compliant.

Warranty: 5-year limited warranty.

NITE STAR - Ceiling Mount - Low Voltage - LED High-Power - Pendant Mount - Wildlife Friendly

Finishes

STAINLESS STEEL FINISHES



[MAS]
Machined
(Stainless
Steel)



[POS]
Polished
(Stainless
Steel)

STANDARD FINISHES



[BLP]
Satin Black



[BZP]
Satin Bronze



[WHP]
Satin White



[SAP]
Satin
Aluminum



[BLW]
Black Wrinkle



[BZW]
Bronze
Wrinkle



[WHW]
White Wrinkle



[VER]
Verde

PREMIUM FINISHES



[CMG]
Cascade
Mountain
Granite



[SMG]
Sierra
Mountain
Granite



[RMG]
Rocky
Mountain
Granite



[AMG]
Aleutian
Mountain
Granite



[TXF]
Textured
Forest



[BCM]
Black Chrome



[BGE]
Beige



[WCP]
Weathered
Copper



[OCP]
Old Copper



[HUG]
Hunter Green



[ABP]
Antique Brass
Powder



[BPP]
Brown Patina
Powder



[SDS]
Sonoran
Desert
Sandstone



[WIR]
Weathered
Iron



[CAP]
Clear
Anodized
Powder



[CRM]
Cream



[AQW]
Antique White




[NBP]
Natural Brass
Powder

OTHER - RAL



[RAL]
RAL Color

OTHER - CUSTOM COLOR



[CUS]
Custom Color

BRASS FINISHES



[MAB]
Machined
(Brass)



[POB]
Polished
(Brass)



[MIT]
Mitique

NITE STAR - Ceiling Mount - Low Voltage - LED High-Power - Pendant Mount - Wildlife Friendly

Light Source

Light Source	Optic	Beam Angle	CCT (K)	CRI	R9	Input Power (W)	Delivered Lumens (Lm)	CBCP
e74	NSP - Narrow Spot	13	Amber			7	299	3927
e74	SP - Spot	16	Amber			7	291	2978
e74	SP2 - Spot	23	Amber			7	260	1131
e74	MFL - Medium Flood	31	Amber			7	262	741