

NITE STAR - Wall Mount - Line Voltage Via Transformer - LED High-Power - Style A - 2 Fixtures - Power Canopy PC1 - Wildlife Friendly

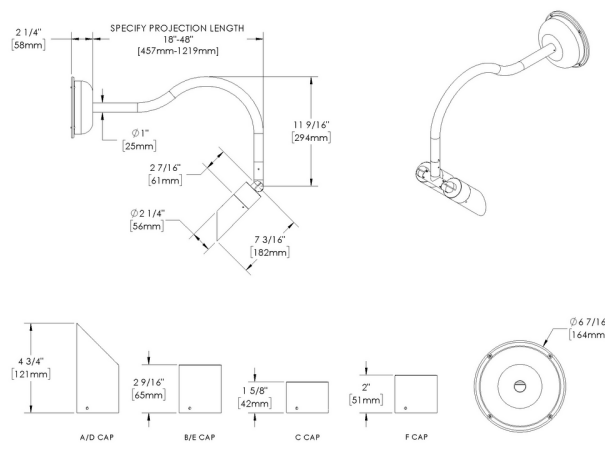
WILDLIFE FRIENDLY



Downloads

- Product Images (.zip)
- Technical Drawing (.zip)
- 2D (.dwg)
- 2D (.dxf)
- Installation Instructions (.pdf)

Product Variant Examples



AMERICAN MADE + EMPLOYEE OWNED | 40429 Brickyard Drive, Madera, CA 93636 | +1 (559) 438-5800 | info@bklighting.com | bklighting.com

Copyright © B-K Lighting, Inc. This document contains proprietary information of B-K Lighting, inc. and its receipt or possession does not convey any rights to reproduce, disclose its contents, or to manufacture, use or sell anything it may describe.

Technical information is subject to change at the discretion of B-K Lighting Inc. For the most current technical data, please refer to bklighting.com

NITE STAR - Wall Mount - Line Voltage Via Transformer - LED High-Power - Style A - 2 Fixtures - Power Canopy PC1 - Wildlife Friendly

Available Logic & Configurations

NS- 01 **WM-** 02 **LIT-** 03 **LHP-** 04 **AL-** 05 **RO-** 06A **PC1-** 06B **-** 06C **SA-F20-** 06D **-** 06F

01 SERIES

NS - NITE STAR

02 CATEGORY

WM - Wall Mount

03 DRIVER

LIT - Line Voltage Via Transformer

04 LIGHT SOURCE (TYPE)

LHP - LED High-Power

05 MATERIAL

AL - Aluminum

06A SHAPE

RO - Round

06B MOUNT

PC1 - Power Canopy PC1

06C STYLE

CA - Cap A - 45° (With Weephole)

CB - Cap B - 90° (With Weephole)

CC - Cap C - Flush Lens

CD - Cap D - 45°

CE - Cap E - 90°

CF - Cap F - Extended Flush Lens

06D VERSION

SA-F20 - Style A - 2 Fixtures

06F SIZE

ST18 - Stem length: 18"

ST24 - Stem length: 24"

ST30 - Stem length: 30"

ST36 - Stem length: 36"

e74- 07 **-** 08 **NON-** 09 **12-** 10A **-** 10B **WL00-** 11 **-** 12

07 LIGHT SOURCE

e74 - Amber - 7W (260 - 299 lm)

08 OPTIC

NSP - Narrow Spot (13°)

SP - Spot (16°)

SP2 - Spot (23°)

MFL - Medium Flood (31°)

09 CONTROL

NON - Non-dimming

10A LENS

12 - Soft Focus

10B SHIELDING

00 - Not included (Standard)

11 - Honeycomb Baffle

11 WIRING LENGTH

WL00 - Standard

12 FINISH

Standard Finishes

BLP, BZP, WHP, SAP, BLW, BZW, WHW, VER

Premium Finishes

CMG, SMG, RMG, AMG, TXF, BCM, BGE, WCP, OCP, HUG, ABP, BPP, SDS,

WIR, CAP, CRM, AQW, NBP

Other - RAL

RAL

Other - Custom Color

CUS

NOTE: Not all configurations may be compatible with one another. Please configure the product for specific 2D, Photometry, Downloads, Spec Sheet and Compatible mountings and power supplies.

NITE STAR - Wall Mount - Line Voltage Via Transformer - LED High-Power - Style A - 2 Fixtures - Power Canopy PC1 - Wildlife Friendly

Features



Anti-condensation vent allows moisture to exit the fixture but never enter in



Lens factory adhered to fixture cap providing hermetically sealed optical compartment



Manufactured in the USA with sustainable processes



Aim & Lock knuckle eliminates need for re-aiming & adjustments



Water-tight anti-siphon plug prevents moisture ingress from wireways



Secured with tamper-resistant, stainless steel hardware



Easily replaceable modular components reduce waste and extend fixture life



Slip fit cap & high temp. silicone 'O' ring provides reliable water-tight seal



Solid billet fixture body provides unmatched durability and heat management



360SL knuckle provides 360° horizontal rotation and vertical adjustment

Technical

Driver: Line Voltage Via Transformer

Light Source (Type): LED High-Power

Material: Aluminum

CCT (K): Amber

Input Power (W): 7

Delivered Lumens (lm): 260 - 299

Beam Angle (°): 13, 16, 23, 31

Control: Non-dimming

Shape: Round

Mount: Power Canopy PC1

Style: Cap F - Extended Flush Lens, Cap E - 90°, Cap D - 45°, Cap C - Flush Lens, Cap B - 90° (With Weephole), Cap A - 45° (With Weephole)

Version: Style A - 2 Fixtures

Size: Stem length: 18", Stem length: 24", Stem length: 30", Stem length: 36"

Lens: Soft Focus

Shielding: Not included (Standard), Honeycomb Baffle

Wiring Length: Standard

Finish: Standard Finishes, Premium Finishes, Other - RAL, Other - Custom Color

Body: Unibody design with enclosed, water-proof wireway, integral heat sink, fully machined from solid billet, anti-condensation and corrosion vent equalizes fixture pressure and eliminates potential for damage to internal components.

Material Detail: Furnished in copper-free aluminum (6061-T6).

Aiming: 360SL provides biaxial source control with 360° horizontal rotation in addition to vertical adjustment.

Light Source Detail: High power LEDs modular design with electrical disconnects.

Optics: Interchangeable optics permit changes in the field.

Hardware: Tamper-resistant, stainless steel hardware. Hardware is black oxide treated for additional corrosion resistance.

Sealing: 'O' Ring provides water-tight seal., Anti-condensation and corrosion vent equalizes fixture pressure and eliminates potential for damage to internal components.

Note: Transformer included., Adjust-e-Lume, an LED board feature, allows for dynamic lumen response at the individual fixture. Indexed (100% to 25% nom.) lumen output. Maintains output at desired level or may be changed (A9 to A1). Standard preset from the factory is A9 (100%).

Finish Detail: StarGuard, our 15-stage chromate-free process, cleans and conversion coats aluminum components prior to application of Class 'A' TGIC polyester powder coating. It is RoHS compliant.

Warranty: 5-year limited warranty.

NITE STAR - Wall Mount - Line Voltage Via Transformer - LED High-Power - Style A - 2 Fixtures - Power Canopy PC1 - Wildlife Friendly

Finishes

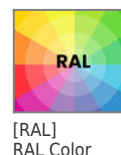
STANDARD FINISHES




PREMIUM FINISHES



OTHER - RAL



OTHER - CUSTOM COLOR



NITE STAR - Wall Mount - Line Voltage Via Transformer - LED High-Power - Style A - 2 Fixtures - Power Canopy PC1 - Wildlife Friendly

Light Source

Light Source	Optic	Beam Angle	CCT (K)	CRI	R9	Input Power (W)	Delivered Lumens (Lm)	CBCP
e74	NSP - Narrow Spot	13	Amber			7	299	3927
e74	SP - Spot	16	Amber			7	291	2978
e74	SP2 - Spot	23	Amber			7	260	1131
e74	MFL - Medium Flood	31	Amber			7	262	741