

# NITE STAR - Bollard - Low Voltage - LED High-Power - Style C - Single - Anchor Base

UPGRADED



IP66



### Downloads

[Product Images \(.zip\)](#)

[Technical Drawing \(.zip\)](#)

### Product Variant Examples



# NITE STAR - Bollard - Low Voltage - LED High-Power - Style C - Single - Anchor Base

## Available Logic & Configurations

**NS-** 01    **BO-** 02    **LOD-** 03    **LHP-** 04    **AL-** 05    **RO-** 06A    **AB-** 06B    **-** 06C    **SC-F10-** 06D    **-** 06F

**01 SERIES**

**NS** - NITE STAR

**02 CATEGORY**

**BO** - Bollard

**03 DRIVER**

**LOD** - Low Voltage

**04 LIGHT SOURCE (TYPE)**

**LHP** - LED High-Power

**05 MATERIAL**

**AL** - Aluminum

**06A SHAPE**

**RO** - Round

**06B MOUNT**

**AB** - Anchor Base

**06C STYLE**

**CA** - Cap A - 45° (With Weephole)

**CB** - Cap B - 90° (With Weephole)

**CC** - Cap C - Flush Lens

**CD** - Cap D - 45°

**CE** - Cap E - 90°

**CF** - Cap F - Extended Flush Lens

**06D VERSION**

**SC-F10** - Style C - Single

**06F SIZE**

**H24** - Height: 24"

**H30** - Height: 30"

**H36** - Height: 36"

**H42** - Height: 42"

**H48** - Height: 48"

**H54** - Height: 54"

**H60** - Height: 60"

**H66** - Height: 66"

**H72** - Height: 72"

**-** 07    **-** 10A    **-** 10B    **WL00-** 11    **-** 12

**07 LIGHT SOURCE**

**e204** - 2700K CRI80 - 10W (353 - 535 lm)

**e205** - 3000K CRI80 - 10W (368 - 559 lm)

**e206** - 3500K CRI80 - 10W (387 - 588 lm)

**e207** - 4000K CRI80 - 10W (369 - 582 lm)

**e208** - 2700K CRI90 - 10W (328 - 383 lm)

**e209** - 3000K CRI90 - 10W (358 - 417 lm)

**e210** - 3500K CRI90 - 10W (396 - 462 lm)

**e211** - 4000K CRI90 - 10W (388 - 453 lm)

**10A LENS**

**09** - Clear (Standard)

**13** - Rectilinear

**10B SHIELDING**

**00** - Not included (Standard)

**11** - Honeycomb Baffle

**11 WIRING LENGTH**

**WL00** - Standard

**12 FINISH**

Standard Finishes

**BLP, BZP, WHP, SAP, BLW, BZW, WHW, VER**

Premium Finishes

**CMG, SMG, RMG, AMG, TXF, BCM, BGE, WCP, OCP, HUG, ABP, BPP, SDS,**

**WIR, CAP, CRM, AQW, NBP**

Other - RAL

**RAL**

Other - Custom Color

**CUS**

**NOTE:** Not all configurations may be compatible with one another. Please configure the product for specific 2D, Photometry, Downloads, Spec Sheet and Compatible mountings and power supplies.

# NITE STAR - Bollard - Low Voltage - LED High-Power - Style C - Single - Anchor Base

## Features



Anti-condensation vent allows moisture to exit the fixture but never enter in



Lens factory adhered to fixture cap providing hermetically sealed optical compartment



Manufactured in the USA with sustainable processes



Aim & Lock knuckle eliminates need for re-aiming & adjustments



Water-tight anti-siphon plug prevents moisture ingress from wireways



Secured with tamper-resistant, stainless steel hardware



Easily replaceable modular components reduce waste and extend fixture life



Slip fit cap & high temp. silicone 'O' ring provides reliable water-tight seal



Solid billet fixture body provides unmatched durability and heat management



Integrated knuckle design provides 360° horizontal rotation and vertical adjustment

**WARNING: This is a low voltage product. Please check "Mountings With A Power Supply" or "Power Supplies" to order remote transformer separately.**

## Technical

**Driver:** Low Voltage

**Light Source (Type):** LED High-Power

**Material:** Aluminum

**Input Power (W):** 10

**Delivered Lumens (lm):** Array

**Shape:** Round

**Mount:** Anchor Base

**Style:** Cap A - 45° (With Weephole), Cap B - 90° (With Weephole), Cap C - Flush Lens, Cap D - 45°, Cap E - 90°, Cap F - Extended Flush Lens

**Version:** Style C - Single

**Size:** Height: 24", Height: 30", Height: 36", Height: 42", Height: 48", Height: 54", Height: 60", Height: 66", Height: 72"

**Lens:** Clear (Standard), Rectilinear

**Shielding:** Not included (Standard), Honeycomb Baffle

**Wiring Length:** Standard

**Finish:** Standard Finishes, Premium Finishes, Other - RAL, Other - Custom Color

**Body:** Unibody design with enclosed, water-proof wireway, integral heat sink, fully machined from solid billet, anti-condensation and corrosion vent equalizes fixture pressure and eliminates potential for damage to internal components.

**Material Detail:** Furnished in copper-free aluminum (6061-T6).

**Aiming:** Knuckle enables 180° vertical and 360° horizontal rotation. 'O' Ring helps maintain fixture position. Design withstands 73 lb. static load prior to movement for optical alignment with a 1/2" pipe thread for mounting. (Combined legacy knuckle options)

**Light Source Detail:** High power LED modular design with electrical disconnects., Adjust-e-Lume, an LED board feature, allows for dynamic lumen response at the individual fixture. Indexed lumen output (100% to 4%). Maintains output at desired level or may be changed. Standard preset from the factory is 100%.

**Optics:** Interchangeable optics permit changes in the field.

**Hardware:** Tamper-resistant, stainless steel hardware. Hardware is black oxide treated for additional corrosion resistance.

**Sealing:** 'O' Ring provides water-tight seal., Anti-condensation and corrosion vent equalizes fixture pressure and eliminates potential for damage to internal components.

**Note:** Stability Flange included.

**Finish Detail:** StarGuard, our 15-stage chromate-free process, cleans and conversion coats aluminum components prior to application of Class 'A' TGIC polyester powder coating. It is RoHS compliant.

**Warranty:** 5-year limited warranty.

# NITE STAR - Bollard - Low Voltage - LED High-Power - Style C - Single - Anchor Base

## Finishes

### STANDARD FINISHES



[BLP] Satin Black



[BZP] Satin Bronze



[WHP] Satin White



[SAP] Satin Aluminum



[BLW] Black Wrinkle



[BZW] Bronze Wrinkle



[WHW] White Wrinkle



[VER] Verde

### PREMIUM FINISHES



[CMG] Cascade Mountain Granite



[SMG] Sierra Mountain Granite




[RMG] Rocky Mountain Granite




[AMG] Aleutian Mountain Granite



[TXF] Textured Forest



[BCM] Black Chrome



[BGE] Beige




[WCP] Weathered Copper




[OCP] Old Copper




[HUG] Hunter Green



[ABP] Antique Brass Powder



[BPP] Brown Patina Powder



[SDS] Sonoran Desert Sandstone




[WIR] Weathered Iron




[CAP] Clear Anodized Powder



[CRM] Cream



[AQW] Antique White



[NBP] Natural Brass Powder

### OTHER - RAL



[RAL] RAL Color

### OTHER - CUSTOM COLOR



[CUS] Custom Color