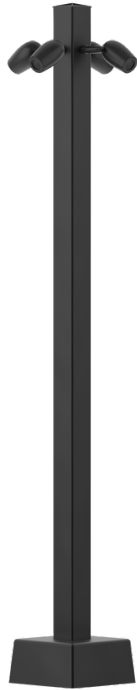


RIO - Light Pole - Line Voltage - LED High-Power - Square Straight Pole - Horizontal

NEW



IP66



Downloads

- Product Images (.zip)
- IES Files (.zip)
- BIM - Revit (.zip)
- Installation Instructions (.pdf)

Product Variant Examples



RIO - Light Pole - Line Voltage - LED High-Power - Square Straight Pole - Horizontal

Available Logic & Configurations

RI- 01 **LP-** 02 **LID-** 03 **LHP-** 04 **AL-** 05 **SQ-** 06A **-** 06B **-** 06C **-** 06D **-** 06F

01 SERIES

RI - RIO

02 CATEGORY

LP - Light Pole

03 DRIVER

LID - Line Voltage

04 LIGHT SOURCE (TYPE)

LHP - LED High-Power

05 MATERIAL

AL - Aluminum

06A SHAPE

SQ - Square

06B MOUNT

SSAP4 - Square Straight Aluminum Pole 4"

SSSP4 - Square Straight Steel Pole 4"

06C STYLE

CA - Cap A - 45° (With Weephole)

CB - Cap B - 90° (With Weephole)

CC - Cap C - Flush Lens

CD - Cap D - 45°

CE - Cap E - 90°

06D VERSION

F28 - 2 Fixtures @ 180°

F29 - 2 Fixtures @ 90°

F39 - 3 Fixtures @ 90°

F49 - 4 Fixtures @ 90°

06F SIZE

HF08 - Height: 08'

HF10 - Height: 10'

HF12 - Height: 12'

HF16 - Height: 16'

HF20 - Height: 20'

- 07 **-** 08 **-** 09 **-** 10A **-** 10B

WL00-

- 11 **-** 12 **-** 13

07 LIGHT SOURCE

e130 - 2700K CRI80 - 14W (698 - 781 lm)

e131 - 3000K CRI80 - 14W (692 - 803 lm)

e132 - 3500K CRI80 - 14W (733 - 851 lm)

e133 - 4000K CRI80 - 14W (722 - 839 lm)

e134 - 2700K CRI90 - 14W (577 - 670 lm)

e135 - 3000K CRI90 - 14W (634 - 736 lm)

e136 - 3500K CRI90 - 14W (668 - 775 lm)

e137 - 4000K CRI90 - 14W (662 - 768 lm)

08 OPTIC

VNSP - Very Narrow Spot (6°)

NSP - Narrow Spot (13°)

SP - Spot (23°)

MFL - Medium Flood (34°)

WFL - Wide Flood (56°)

09 CONTROL

ELV - ELV Dimming (For use with Electronic Low Voltage Dimmer. 120V only.)

INC - INC Dimming (For use with Incandescent Dimmer. 120V only.)

010 - 0-10V (120V,277V)

10A LENS

09 - Clear (Standard)

13 - Rectilinear

10B SHIELDING

00 - Not included (Standard)

11 - Honeycomb Baffle

11 WIRING LENGTH

WL00 - Standard

12 FINISH

Standard Finishes

BLP, BZP, WHP, SAP, BLW, BZW, WHW, VER

Premium Finishes

CMG, SMG, RMG, AMG, TXF, BCM, BGE, WCP, OCP, HUG, ABP, BPP, SDS,

WIR, CAP, CRM, AQW, NBP

Other - RAL

RAL

Other - Custom Color

CUS

13 OPTION

TE - Tamper Resistant

NOTE: Not all configurations may be compatible with one another. Please configure the product for specific 2D, Photometry, Downloads, Spec Sheet and Compatible mountings and power supplies.

RIO - Light Pole - Line Voltage - LED High-Power - Square Straight Pole - Horizontal

Features



Anti-condensation vent allows moisture to exit the fixture but never enter in



Optional hardware free fixture body and cap



Lens factory adhered to fixture cap providing hermetically sealed optical compartment



Manufactured in the USA with sustainable processes



Aim & Lock knuckle eliminates need for re-aiming & adjustments



Water-tight anti-siphon plug prevents moisture ingress from wireways



Easily replaceable modular components reduce waste and extend fixture life



Slip fit cap & high temp. silicone 'O' ring provides reliable water-tight seal



Solid billet fixture body provides unmatched durability and heat management



360SL knuckle provides 360° horizontal rotation and vertical adjustment

Technical

Driver: Line Voltage

Light Source (Type): LED High-Power

Material: Aluminum

CCT (K): 2700, 3500, 3000, 4000

CRI: 80, 90

Input Power (W): 14

Delivered Lumens (lm): 577 - 851

Beam Angle (°): 6, 13, 23, 34, 56

Control: 0-10V (120V, 277V), ELV Dimming (For use with Electronic Low Voltage Dimmer. 120V only.), INC Dimming (For use with Incandescent Dimmer. 120V only.)

Shape: Square

Mount: Square Straight Aluminum Pole 4", Square Straight Steel Pole 4"

Style: Cap A - 45° (With Weephole), Cap B - 90° (With Weephole), Cap C - Flush Lens, Cap D - 45°, Cap E - 90°

Version: 2 Fixtures @ 180°, 2 Fixtures @ 90°, 3 Fixtures @ 90°, 4 Fixtures @ 90°

Size: Height: 08', Height: 10', Height: 12', Height: 16', Height: 20'

Lens: Clear (Standard), Rectilinear

Shielding: Not included (Standard), Honeycomb Baffle

Wiring Length: Standard

Finish: Standard Finishes, Premium Finishes, Other - RAL, Other - Custom Color

Option: Tamper Resistant

Body: Unibody design with enclosed, water-proof wireway, integral heat sink, fully machined from solid billet, anti-condensation and corrosion vent equalizes fixture pressure and eliminates potential for damage to internal components.

Aiming: Knuckle enables 180° vertical adjustment. 'O' Ring helps maintain fixture position. Design withstands 73 lbs. static load prior to movement for optical alignment. Mounts with a 1/2" pipe thread.

Hardware: Tamper-resistant, stainless steel hardware. Hardware is black oxide treated for additional corrosion resistance.

Sealing: 'O' Ring provides water-tight seal., Anti-condensation and corrosion vent equalizes fixture pressure and eliminates potential for damage to internal components.

Note: Tamper Resistant required for Very Narrow Spot (VNSP) optic.


RIO - Light Pole - Line Voltage - LED High-Power - Square Straight Pole - Horizontal

Finishes

STANDARD FINISHES




PREMIUM FINISHES



OTHER - RAL



OTHER - CUSTOM COLOR



RIO - Light Pole - Line Voltage - LED High-Power - Square Straight Pole - Horizontal

Light Source

Light Source	Optic	Beam Angle	CCT (K)	CRI	R9	Input Power (W)	Delivered Lumens (Lm)	CBCP
e130	VNSP - Very Narrow Spot	6	2700	80	>15	14	781	37868
e130	NSP - Narrow Spot	13	2700	80	>15	14	781	11467
e130	SP - Spot	23	2700	80	>15	14	698	2874
e130	MFL - Medium Flood	34	2700	80	>15	14	704	1631
e130	WFL - Wide Flood	56	2700	80	>15	14	752	822
e131	VNSP - Very Narrow Spot	6	3000	80	>15	14	774	37498
e131	NSP - Narrow Spot	13	3000	80	>15	14	803	11355
e131	SP - Spot	23	3000	80	>15	14	692	2846
e131	MFL - Medium Flood	34	3000	80	>15	14	697	1615
e131	WFL - Wide Flood	56	3000	80	>15	14	745	814
e132	VNSP - Very Narrow Spot	6	3500	80	>15	14	819	39718
e132	NSP - Narrow Spot	13	3500	80	>15	14	851	12027
e132	SP - Spot	23	3500	80	>15	14	733	3015
e132	MFL - Medium Flood	34	3500	80	>15	14	739	1710
e132	WFL - Wide Flood	56	3500	80	>15	14	789	862
e133	VNSP - Very Narrow Spot - Rectilinear Lens	56				14	733	5884
e133	VNSP - Very Narrow Spot	6	4000	80	>15	14	808	39163
e133	NSP - Narrow Spot	13	4000	80	>15	14	839	11859
e133	SP - Spot	23	4000	80	>15	14	722	2973
e133	MFL - Medium Flood	34	4000	80	>15	14	728	1687
e133	WFL - Wide Flood	56	4000	80	>15	14	778	850
e134	VNSP - Very Narrow Spot	6	2700	90	>50	14	646	31302
e134	NSP - Narrow Spot	13	2700	90	>50	14	670	9479
e134	SP - Spot	23	2700	90	>50	14	577	2376
e134	MFL - Medium Flood	34	2700	90	>50	14	582	1348
e134	WFL - Wide Flood	56	2700	90	>50	14	622	679
e135	VNSP - Very Narrow Spot	6	3000	90	>50	14	709	34355
e135	NSP - Narrow Spot	13	3000	90	>50	14	736	10403
e135	SP - Spot	23	3000	90	>50	14	634	2608
e135	MFL - Medium Flood	34	3000	90	>50	14	639	1480
e135	WFL - Wide Flood	56	3000	90	>50	14	682	745
e136	VNSP - Very Narrow Spot	6	3500	90	>50	14	747	36204
e136	NSP - Narrow Spot	13	3500	90	>50	14	775	10963
e136	SP - Spot	23	3500	90	>50	14	668	2748
e136	MFL - Medium Flood	34	3500	90	>50	14	673	1559
e136	WFL - Wide Flood	56	3500	90	>50	14	719	785
e137	NSP - Narrow Spot - Rectilinear Lens	56	4000	90	>50	14	700	2444
e137	VNSP - Very Narrow Spot	6	4000	90	>50	14	740	35880
e137	NSP - Narrow Spot	13	4000	90	>50	14	768	10865
e137	SP - Spot	23	4000	90	>50	14	662	2723
e137	MFL - Medium Flood	34	4000	90	>50	14	667	1545
e137	WFL - Wide Flood	56	4000	90	>50	14	712	778