

STEP STAR - Wall Recessed - Low Voltage - Lamp MR16 Gu5.3 - Round - Junction Box -Faceplate: Louvered - Pattern C



Downloads

[Product Images \(.zip\)](#)

[BIM - Revit \(.zip\)](#)

[Installation Instructions \(.pdf\)](#)

Product Variant Examples



STEP STAR - Wall Recessed - Low Voltage - Lamp MR16 Gu5.3 - Round - Junction Box -Faceplate: Louvered - Pattern C

Available Logic & Configurations

SS- **WR-** **LOD-** **LAM16-** **___-** **RO-** **JB-** **FLDC-**
01 02 03 04 05 06A 06B 06C

01 SERIES

SS - STEP STAR

02 CATEGORY

WR - Wall Recessed

03 DRIVER

LOD - Low Voltage

04 LIGHT SOURCE (TYPE)

LAM16 - Lamp MR16 Gu5.3

05 MATERIAL

AL - Aluminum

BR - Brass

SS - Stainless Steel

06A SHAPE

RO - Round

06B MOUNT

JB - Junction Box

06C STYLE

FLDC - Faceplate: Louvered - Pattern C - 30° Angle - Round

___- **13-** **00-** **WL00-** **___-**
07 10A 10B 11 12

07 LIGHT SOURCE

00 - Not included

359 - 2700K CRI90 - 7.5W - 10°

361 - 2700K CRI90 - 7.5W - 25°

362 - 2700K CRI90 - 7.5W - 36°

363 - 3000K CRI90 - 7.5W - 10°

365 - 3000K CRI90 - 7.5W - 25°

366 - 3000K CRI90 - 7.5W - 36°

10A LENS

13 - Rectilinear

10B SHIELDING

00 - Not included (Standard)

11 WIRING LENGTH

WL00 - Standard

12 FINISH

Standard Finishes

BLP, BZP, WHP, SAP, BLW, BZW, WHW, VER

Premium Finishes

CMG, SMG, RMG, AMG, TXF, BCM, BGE, WCP, OCP, HUG, ABP, BPP, SDS,

WIR, CAP, CRM, AQW, NBP

Other - RAL

RAL

Other - Custom Color

CUS

Brass Finishes

MAB, POB, MIT

Stainless Steel Finishes

MAS, POS

NOTE: Not all configurations may be compatible with one another. Please configure the product for specific 2D, Photometry, Downloads, Spec Sheet and Compatible mountings and power supplies.

STEP STAR - Wall Recessed - Low Voltage - Lamp MR16 Gu5.3 - Round - Junction Box -Faceplate: Louvered - Pattern C

Features



Lens factory adhered to fixture cap providing hermetically sealed optical compartment



Secured with flush, countersunk tamper resistant hardware



Machined solid billet faceplate provides unmatched strength and durability



Manufactured in the USA with sustainable processes



Water-tight anti-siphon plug prevents moisture ingress from wireways



Easily replaceable modular components reduce waste and extend fixture life

WARNING: This is a low voltage product. Please check "Mountings With A Power Supply" or "Power Supplies" to order remote transformer separately.

Technical

Driver: Low Voltage

Light Source (Type): Lamp MR16 Gu5.3

Material: Aluminum, Brass, Stainless Steel

CCT (K): 2700, 3000

CRI: 90

Delivered Lumens (lm): Array

Beam Angle (°): 10, 25, 36

Shape: Round

Mount: Junction Box

Style: Faceplate: Louvered - Pattern C - 30° Angle - Round

Lens: Rectilinear

Shielding: Not included (Standard)

Wiring Length: Standard

Finish: Standard Finishes, Premium Finishes, Other - RAL, Other - Custom Color, Brass Finishes, Stainless Steel Finishes

Material Detail: Furnished in stainless steel (304), Furnished in brass (360), Furnished in copper-free aluminum (6061-T6).

Aiming: Adjustable lamp bracket with up to 24° vertical aiming, captive thumb screw and quick release bracket to maintain optical alignment during re-lamping.

Light Source Detail: SORAA® LED lamp provided with fixture. Fixture does NOT include lamp if "00 - Not included" is selected for "07 - Light Source". Halogen lamp compatible. NOT for use with traditional Halogen IR technology lamps.

Hardware: Tamper-resistant, stainless steel hardware. Hardware is black oxide treated for additional corrosion resistance.

Sealing: 'O' Ring provides water-tight seal.

Finish Detail: Powder coat or metal finish options available for brass material., Metal finish option only for stainless steel material., StarGuard, our 15-stage chromate-free process, cleans and conversion coats aluminum components prior to application of Class 'A' TGIC polyester powder coating. It is RoHS compliant.

Warranty: 5-year limited warranty.

STEP STAR - Wall Recessed - Low Voltage - Lamp MR16 Gu5.3 - Round - Junction Box -Faceplate: Louvered - Pattern C

Finishes

STANDARD FINISHES




PREMIUM FINISHES



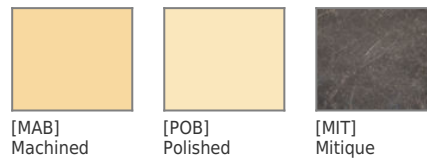
OTHER - RAL




OTHER - CUSTOM COLOR



BRASS FINISHES



STAINLESS STEEL FINISHES



**STEP STAR - Wall Recessed - Low Voltage - Lamp MR16
Gu5.3 - Round - Junction Box -Faceplate: Louvered -
Pattern C**

(Brass)

(Brass)

(Stainless
Steel)

(Stainless
Steel)

STEP STAR - Wall Recessed - Low Voltage - Lamp MR16 Gu5.3 - Round - Junction Box -Faceplate: Louvered - Pattern C

Light Source

Light Source	Optic	Beam Angle	CCT (K)	CRI	R9	Input Power (W)	Delivered Lumens (Lm)	CBCP
359	NSP - Narrow Spot	10	2700	90	>50	7.5		8000
361	NFL - Narrow Flood	25	2700	90	>50	7.5		3170
362	MFL - Medium Flood	36	2700	90	>50	7.5		1550
363	NSP - Narrow Spot	10	3000	90	>50	7.5		8400
365	NFL - Narrow Flood	25	3000	90	>50	7.5		3300
366	MFL - Medium Flood	36	3000	90	>50	7.5		1650