

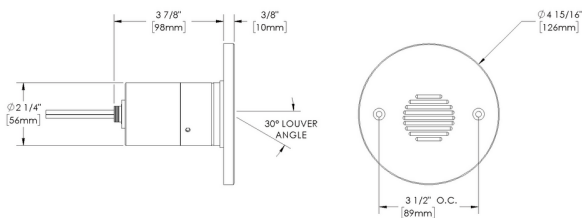
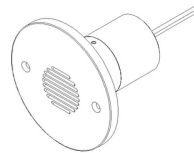
STEP STAR - Wall Recessed - Low Voltage - LED High-Power - Round - Core Drill - Faceplate: Louvered - Pattern C



Downloads

- Product Images (.zip)
- Technical Drawing (.zip)
- 2D (.dwg)
- 2D (.dxf)
- IES Files (.zip)
- BIM - Revit (.zip)
- Installation Instructions (.pdf)

Product Variant Examples



STEP STAR - Wall Recessed - Low Voltage - LED High-Power - Round - Core Drill - Faceplate: Louvered - Pattern C

Available Logic & Configurations

SS- **WR-** **LOD-** **LHP-** **-** **RO-** **CD-** **FLDC-**
 01 02 03 04 05 06A 06B 06C

01 SERIES

SS - STEP STAR

02 CATEGORY

WR - Wall Recessed

03 DRIVER

LOD - Low Voltage

04 LIGHT SOURCE (TYPE)

LHP - LED High-Power

05 MATERIAL

AL - Aluminum

BR - Brass

SS - Stainless Steel

06A SHAPE

RO - Round

06B MOUNT

CD - Core Drill

06C STYLE

FLDC - Faceplate: Louvered - Pattern C - 30° Angle - Round

- **-** **-**
 07 11 12

07 LIGHT SOURCE

e64 - 2700K CRI80 - 7W (27 - 79 lm)

e65 - 3000K CRI80 - 7W (27 - 81 lm)

e66 - 4000K CRI80 - 7W (31 - 91 lm)

e74 - Amber - 7W

e79 - 2700K CRI90 - 7W

e80 - 3000K CRI90 - 7W

e81 - 3500K CRI80 - 7W

11 WIRING LENGTH

WL00 - Standard

WL25 - 25 Ft Leads

12 FINISH

Standard Finishes

BLP, BZP, WHP, SAP, BLW, BZW, WHW, VER

Premium Finishes

CMG, SMG, RMG, AMG, TXF, BCM, BGE, WCP, OCP, HUG, ABP, BPP, SDS,

WIR, CAP, CRM, AQW, NBP

Other - RAL

RAL

Other - Custom Color

CUS

Brass Finishes

MAB, POB, MIT

Stainless Steel Finishes

MAS, POS

NOTE: Not all configurations may be compatible with one another. Please configure the product for specific 2D, Photometry, Downloads, Spec Sheet and Compatible mountings and power supplies.

STEP STAR - Wall Recessed - Low Voltage - LED High-Power - Round - Core Drill - Faceplate: Louvered - Pattern C

Features



Lens factory adhered to fixture cap providing hermetically sealed optical compartment



Secured with flush, countersunk tamper resistant hardware



Machined solid billet faceplate provides unmatched strength and durability



Manufactured in the USA with sustainable processes



Water-tight anti-siphon plug prevents moisture ingress from wireways



Easily replaceable modular components reduce waste and extend fixture life

WARNING: This is a low voltage product. Please check "Mountings With A Power Supply" or "Power Supplies" to order remote transformer separately.

Technical

Driver: Low Voltage

Light Source (Type): LED High-Power

Material: Aluminum, Brass, Stainless Steel

CCT (K): Amber, 2700, 3500, 3000, 4000

CRI: 80, 90

Input Power (W): 7

Delivered Lumens (lm): 43 - 56

Beam Angle (°): 30

Shape: Round

Mount: Core Drill

Style: Faceplate: Louvered - Pattern C - 30° Angle - Round

Wiring Length: Standard

Finish: Standard Finishes, Premium Finishes, Other - RAL, Other - Custom Color, Brass Finishes, Stainless Steel Finishes

Body: Unibody design with enclosed, water-proof wireway, integral heat sink, fully machined from solid billet, anti-condensation and corrosion vent equalizes fixture pressure and eliminates potential for damage to internal components.

Material Detail: Furnished in stainless steel (304), Furnished in brass (360), Furnished in copper-free aluminum (6061-T6).

Aiming: Louver pattern is machined into faceplate to prevent direct view to the source at nadir. 30° optical cutoff for mounting heights well below typical visual glare angles.

Light Source Detail: High power LEDs modular design with electrical disconnects.

Hardware: Tamper-resistant, stainless steel hardware. Hardware is black oxide treated for additional corrosion resistance.

Sealing: 'O' Ring provides water-tight seal., Anti-condensation and corrosion vent equalizes fixture pressure and eliminates potential for damage to internal components.

Note: Adjust-e-Lume, an LED board feature, allows for dynamic lumen response at the individual fixture. Indexed (100% to 25% nom.) lumen output. Maintains output at desired level or may be changed (A9 to A1). Standard preset from the factory is A9 (100%).

Finish Detail: Powder coat or metal finish options available for brass material., Metal finish option only for stainless steel material., StarGuard, our 15-stage chromate-free process, cleans and conversion coats aluminum components prior to application of Class 'A' TGIC polyester powder coating. It is RoHS compliant.

Warranty: 5-year limited warranty.

STEP STAR - Wall Recessed - Low Voltage - LED High-Power - Round - Core Drill - Faceplate: Louvered - Pattern C

Finishes


STANDARD FINISHES




PREMIUM FINISHES



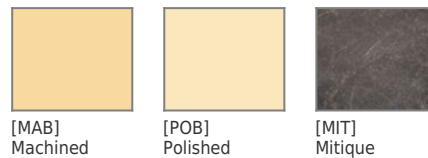
OTHER - RAL




OTHER - CUSTOM COLOR



BRASS FINISHES



STAINLESS STEEL FINISHES



STEP STAR - Wall Recessed - Low Voltage - LED High-Power - Round - Core Drill - Faceplate: Louvered - Pattern C

(Brass)

(Brass)

(Stainless Steel)

(Stainless Steel)

STEP STAR - Wall Recessed - Low Voltage - LED High-Power - Round - Core Drill - Faceplate: Louvered - Pattern C

Light Source

Light Source	Optic	Beam Angle	CCT (K)	CRI	R9	Input Power (W)	Delivered Lumens (Lm)	CBCP
e64	-	30	2700	80	>15	7	43	
e65	-	30	3000	80	>15	7	50	
e66	-	30	4000	80	>15	7	56	
e74	-	30	Amber			7		
e79	-	30	2700	90	>50	7		
e80	-	30	3000	90	>50	7		
e81	-	30	3500	80	>15	7		