

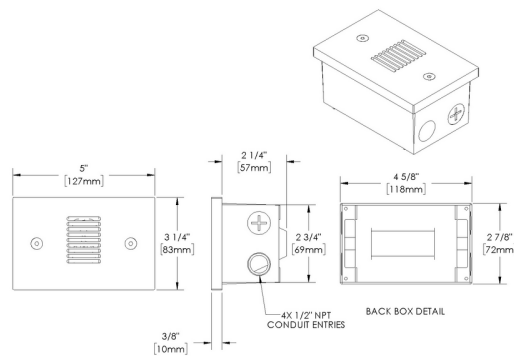
STEP STAR - Wall Recessed - Low Voltage - LED High-Power - Rectangular Horizontal - Junction Box - Faceplate: Louvered - Pattern D



Downloads

- Product Images (.zip)
- Technical Drawing (.zip)
- IES Files (.zip)
- BIM - Revit (.zip)
- Installation Instructions (.pdf)

Product Variant Examples



STEP STAR - Wall Recessed - Low Voltage - LED High-Power - Rectangular Horizontal - Junction Box - Faceplate: Louvered - Pattern D

Available Logic & Configurations

SS- **WR-** **LOD-** **LHP-** **-** **RH-** **JB-** **FLDD-**
 01 02 03 04 05 06A 06B 06C

01 SERIES

SS - STEP STAR

02 CATEGORY

WR - Wall Recessed

03 DRIVER

LOD - Low Voltage

04 LIGHT SOURCE (TYPE)

LHP - LED High-Power

05 MATERIAL

AL - Aluminum

BR - Brass

SS - Stainless Steel

06A SHAPE

RH - Rectangular Horizontal

06B MOUNT

JB - Junction Box

06C STYLE

FLDD - Faceplate: Louvered - Pattern D - 30° Angle - Rectangular

- **WL00-** **-**
 07 11 12

07 LIGHT SOURCE

- e100** - 2700K CRI80 - 5W (26 - 60 lm)
- e101** - 3000K CRI80 - 5W (26 - 61 lm)
- e102** - 4000K CRI80 - 5W (29 - 68 lm)
- e103** - Amber - 5W
- e104** - 2700K CRI90 - 5W
- e105** - 3000K CRI90 - 5W
- e106** - 3500K CRI90 - 5W

11 WIRING LENGTH

WL00 - Standard

12 FINISH

- Standard Finishes
BLP, BZP, WHP, SAP, BLW, BZW, WHW, VER
- Premium Finishes
CMG, SMG, RMG, AMG, TXF, BCM, BGE, WCP, OCP, HUG, ABP, BPP, SDS, WIR, CAP, CRM, AQW, NBP
- Other - RAL
RAL
- Other - Custom Color
CUS
- Brass Finishes
MAB, POB, MIT
- Stainless Steel Finishes
MAS, POS

NOTE: Not all configurations may be compatible with one another. Please configure the product for specific 2D, Photometry, Downloads, Spec Sheet and Compatible mountings and power supplies.

STEP STAR - Wall Recessed - Low Voltage - LED High-Power - Rectangular Horizontal - Junction Box - Faceplate: Louvered - Pattern D

Features



Lens factory adhered to fixture cap providing hermetically sealed optical compartment



Secured with flush, countersunk tamper resistant hardware



Machined solid billet faceplate provides unmatched strength and durability



Manufactured in the USA with sustainable processes



Water-tight anti-siphon plug prevents moisture ingress from wireways



Easily replaceable modular components reduce waste and extend fixture life

WARNING: This is a low voltage product. Please check "Mountings With A Power Supply" or "Power Supplies" to order remote transformer separately.

Technical

Driver: Low Voltage

Light Source (Type): LED High-Power

Material: Aluminum, Brass, Stainless Steel

CCT (K): Amber, 2700, 3500, 3000, 4000

CRI: 80, 90

Input Power (W): 5

Delivered Lumens (lm): 59 - 68

Beam Angle (°): 30

Shape: Rectangular Horizontal

Mount: Junction Box

Style: Faceplate: Louvered - Pattern D - 30° Angle - Rectangular

Wiring Length: Standard

Finish: Standard Finishes, Premium Finishes, Other - RAL, Other - Custom Color, Brass Finishes, Stainless Steel Finishes

Material Detail: Furnished in stainless steel (304), Furnished in brass (360), Furnished in copper-free aluminum (6061-T6).

Aiming: Adjustable optical bracket provides up to 24° vertical aiming.

Light Source Detail: High power LEDs modular design with electrical disconnects.

Hardware: Tamper-resistant, stainless steel hardware. Hardware is black oxide treated for additional corrosion resistance.

Sealing: 'O' Ring provides water-tight seal.

Note: Adjust-e-Lume, an LED board feature, allows for dynamic lumen response at the individual fixture. Indexed (100% to 25% nom.) lumen output. Maintains output at desired level or may be changed (A9 to A1). Standard preset from the factory is A9 (100%).

Finish Detail: Powder coat or metal finish options available for brass material., Metal finish option only for stainless steel material., StarGuard, our 15-stage chromate-free process, cleans and conversion coats aluminum components prior to application of Class 'A' TGIC polyester powder coating. It is RoHS compliant.

Warranty: 5-year limited warranty.

STEP STAR - Wall Recessed - Low Voltage - LED High-Power - Rectangular Horizontal - Junction Box - Faceplate: Louvered - Pattern D

Finishes

STANDARD FINISHES




PREMIUM FINISHES



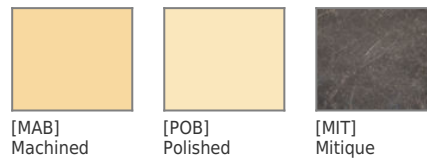
OTHER - RAL




OTHER - CUSTOM COLOR



BRASS FINISHES



STAINLESS STEEL FINISHES



STEP STAR - Wall Recessed - Low Voltage - LED High-Power - Rectangular Horizontal - Junction Box - Faceplate: Louvered - Pattern D

(Brass)

(Brass)

(Stainless Steel)

(Stainless Steel)

STEP STAR - Wall Recessed - Low Voltage - LED High-Power - Rectangular Horizontal - Junction Box - Faceplate: Louvered - Pattern D

Light Source

Light Source	Optic	Beam Angle	CCT (K)	CRI	R9	Input Power (W)	Delivered Lumens (Lm)	CBCP
e100	-	30	2700	80	>15	5	59	
e101	-	30	3000	80	>15	5	60	
e102	-	30	4000	80	>15	5	68	
e103	-	30	Amber			5		
e104	-	30	2700	90	>50	5		
e105	-	30	3000	90	>50	5		
e106	-	30	3500	80	>15	5		