

STEP STAR - Bollard - Low Voltage - LED High-Power - Faceplate: Louvered

UPGRADED



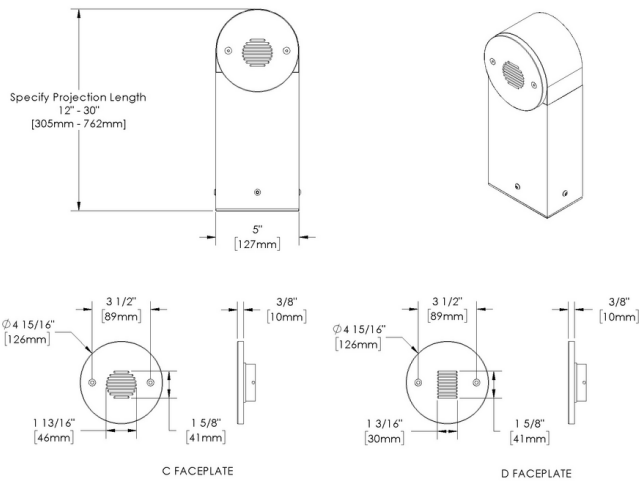
IP66



Downloads

- Product Images (.zip)
- Technical Drawing (.zip)
- 2D (.dwg)
- 2D (.dxf)
- IES Files (.zip)
- BIM - Revit (.zip)
- Installation Instructions (.pdf)

Product Variant Examples



STEP STAR - Bollard - Low Voltage - LED High-Power - Faceplate: Louvered

Available Logic & Configurations

SS- 01	BO- 02	LOD- 03	LHP- 04	AL- 05	RO- 06A	___- 06B	FLDC- 06C	___- 06F
01 SERIES SS - STEP STAR 02 CATEGORY BO - Bollard 03 DRIVER LOD - Low Voltage 04 LIGHT SOURCE (TYPE) LHP - LED High-Power			05 MATERIAL AL - Aluminum 06A SHAPE RO - Round 06B MOUNT AB - Anchor Base P11-S18 - Pipe P11 - 18" Stake 06C STYLE FLDC - Faceplate: Louvered - Pattern C - 30° Angle - Round 06F SIZE H08 - Height: 08" H12 - Height: 12" H18 - Height: 18" H24 - Height: 24" H30 - Height: 30"					
___- 07	WL00- 11	___- 12						
07 LIGHT SOURCE e100 - 2700K CRI80 - 5W (26 - 60 lm) e101 - 3000K CRI80 - 5W (26 - 61 lm) e102 - 4000K CRI80 - 5W (29 - 68 lm) e103 - Amber - 5W e104 - 2700K CRI90 - 5W e105 - 3000K CRI90 - 5W e106 - 3500K CRI90 - 5W			11 WIRING LENGTH WL00 - Standard 12 FINISH Standard Finishes BLP, BZP, WHP, SAP, BLW, BZW, WHW, VER Premium Finishes CMG, SMG, RMG, AMG, TXF, BCM, BGE, WCP, OCP, HUG, ABP, BPP, SDS, WIR, CAP, CRM, AQW, NBP Other - RAL RAL Other - Custom Color CUS					

NOTE: Not all configurations may be compatible with one another. Please configure the product for specific 2D, Photometry, Downloads, Spec Sheet and Compatible mountings and power supplies.

STEP STAR - Bollard - Low Voltage - LED High-Power - Faceplate: Louvered

Features



Internal optics with adjustable aim



Lens factory adhered to fixture cap providing hermetically sealed optical compartment



Secured with flush, countersunk tamper resistant hardware



Machined solid billet faceplate provides unmatched strength and durability



Manufactured in the USA with sustainable processes



Water-tight anti-siphon plug prevents moisture ingress from wireways



Easily replaceable modular components reduce waste and extend fixture life

WARNING: This is a low voltage product. Please check "Mountings With A Power Supply" or "Power Supplies" to order remote transformer separately.

Technical

Driver: Low Voltage

Light Source (Type): LED High-Power

Material: Aluminum

CCT (K): Amber, 2700, 3500, 3000, 4000

CRI: 80, 90

Input Power (W): 5

Delivered Lumens (lm): 59 - 68

Beam Angle (°): 30

Shape: Round

Mount: Anchor Base, Pipe P11 - 18" Stake

Style: Faceplate: Louvered - Pattern C - 30° Angle - Round

Size: Height: 08", Height: 12", Height: 18", Height: 24", Height: 30"

Wiring Length: Standard

Finish: Standard Finishes, Premium Finishes, Other - RAL, Other - Custom Color

Material Detail: Furnished in copper-free aluminum (6061-T6).

Aiming: Adjustable optical bracket provides up to 24° vertical aiming., Louver pattern is machined into faceplate to prevent direct view to the source at nadir. 30° optical cutoff for mounting heights well below typical visual glare angles.

Light Source Detail: High power LEDs modular design with electrical disconnects.

Hardware: Tamper-resistant, stainless steel hardware. Hardware is black oxide treated for additional corrosion resistance.

Sealing: Concealed, single piece high temperature closed cell silicone gasket between faceplate and housing.

Note: Stability Flange included., Adjust-e-Lume, an LED board feature, allows for dynamic lumen response at the individual fixture. Indexed (100% to 25% nom.) lumen output. Maintains output at desired level or may be changed (A9 to A1). Standard preset from the factory is A9 (100%).

Finish Detail: StarGuard, our 15-stage chromate-free process, cleans and conversion coats aluminum components prior to application of Class 'A' TGIC polyester powder coating. It is RoHS compliant.

Warranty: 5-year limited warranty.


STEP STAR - Bollard - Low Voltage - LED High-Power - Faceplate: Louvered

Finishes

STANDARD FINISHES




[BLP] Satin Black



[BZP] Satin Bronze



[WHP] Satin White



[SAP] Satin Aluminum



[BLW] Black Wrinkle



[BZW] Bronze Wrinkle




[WHW] White Wrinkle



[VER] Verde

PREMIUM FINISHES



[CMG] Cascade Mountain Granite



[SMG] Sierra Mountain Granite




[RMG] Rocky Mountain Granite



[AMG] Aleutian Mountain Granite



[TXF] Textured Forest




[BCM] Black Chrome



[BGE] Beige



[WCP] Weathered Copper



[OCP] Old Copper




[HUG] Hunter Green




[ABP] Antique Brass Powder



[BPP] Brown Patina Powder



[SDS] Sonoran Desert Sandstone



[WIR] Weathered Iron




[CAP] Clear Anodized Powder



[CRM] Cream



[AQW] Antique White



[NBP] Natural Brass Powder

OTHER - RAL



[RAL] RAL Color

OTHER - CUSTOM COLOR



[CUS] Custom Color

STEP STAR - Bollard - Low Voltage - LED High-Power - Faceplate: Louvered

Light Source

Light Source	Optic	Beam Angle	CCT (K)	CRI	R9	Input Power (W)	Delivered Lumens (Lm)	CBCP
e100	-	30	2700	80	>15	5	59	
e101	-	30	3000	80	>15	5	60	
e102	-	30	4000	80	>15	5	68	
e103	-	30	Amber			5		
e104	-	30	2700	90	>50	5		
e105	-	30	3000	90	>50	5		
e106	-	30	3500	80	>15	5		