

VERSA STAR - Ceiling Recessed - Low Voltage - LED High-Power - Round - Junction Box - Faceplate: Louvered

UPGRADED

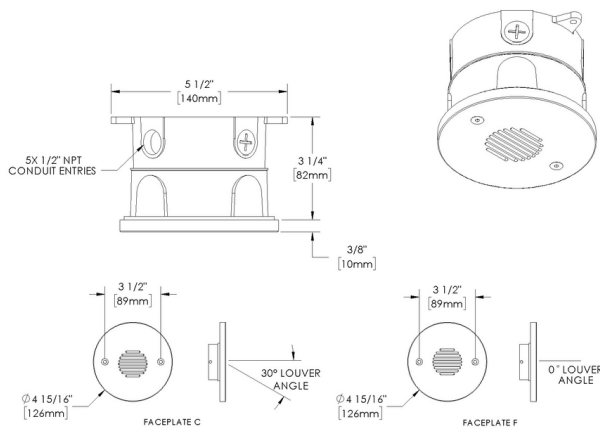


IP66

Downloads

- Product Images (.zip)
- Technical Drawing (.zip)
- 2D (.dwg)
- 2D (.dxf)
- IES Files (.zip)
- BIM - Revit (.zip)
- Installation Instructions (.pdf)

Product Variant Examples



VERSA STAR - Ceiling Recessed - Low Voltage - LED High-Power - Round - Junction Box - Faceplate: Louvered

Available Logic & Configurations

VS- **CR-** **LOD-** **LHP-** **-** **RO-** **JB-** **-**
 01 02 03 04 05 06A 06B 06C

01 SERIES

VS - VERSA STAR

02 CATEGORY

CR - Ceiling Recessed

03 DRIVER

LOD - Low Voltage

04 LIGHT SOURCE (TYPE)

LHP - LED High-Power

05 MATERIAL

AL - Aluminum

BR - Brass

SS - Stainless Steel

06A SHAPE

RO - Round

06B MOUNT

JB - Junction Box

06C STYLE

FLDC - Faceplate: Louvered - Pattern C - 30° Angle - Round

FLDF - Faceplate: Louvered - Pattern F - 0° Angle - Round

- **-** **-** **-** **WL00-** **-**
 07 08 10A 10B 11 12

07 LIGHT SOURCE

e100 - 2700K CRI80 - 5W (29 - 309 lm)

e101 - 3000K CRI80 - 5W (29 - 316 lm)

e102 - 4000K CRI80 - 5W (33 - 355 lm)

e103 - Amber - 5W

e104 - 2700K CRI90 - 5W

e105 - 3000K CRI90 - 5W

e106 - 3500K CRI90 - 5W

08 OPTIC

NSP - Narrow Spot

SP - Spot

SP2 - Spot

MFL - Medium Flood

10A LENS

12 - Soft Focus

13 - Rectilinear

10B SHIELDING

00 - Not included (Standard)

11 - Honeycomb Baffle

11 WIRING LENGTH

WL00 - Standard

12 FINISH

Standard Finishes

BLP, BZP, WHP, SAP, BLW, BZW, WHW, VER

Premium Finishes

CMG, SMG, RMG, AMG, TXF, BCM, BGE, WCP, OCP, HUG, ABP, BPP, SDS,

WIR, CAP, CRM, AQW, NBP

Other - RAL

RAL

Other - Custom Color

CUS

Brass Finishes

MAB, POB, MIT

Stainless Steel Finishes

MAS, POS

NOTE: Not all configurations may be compatible with one another. Please configure the product for specific 2D, Photometry, Downloads, Spec Sheet and Compatible mountings and power supplies.

VERSA STAR - Ceiling Recessed - Low Voltage - LED High-Power - Round - Junction Box - Faceplate: Louvered

Features



Anti-condensation vent allows moisture to exit the fixture but never enter in



Lens factory adhered to fixture cap providing hermetically sealed optical compartment



Secured with flush, countersunk tamper resistant hardware



Machined solid billet faceplate provides unmatched strength and durability



Manufactured in the USA with sustainable processes



Water-tight anti-siphon plug prevents moisture ingress from wireways



Easily replaceable modular components reduce waste and extend fixture life



Solid billet fixture body provides unmatched durability and heat management

WARNING: This is a low voltage product. Please check "Mountings With A Power Supply" or "Power Supplies" to order remote transformer separately.

Technical

Driver: Low Voltage

Light Source (Type): LED High-Power

Material: Aluminum, Brass, Stainless Steel

CCT (K): Amber, 2700, 3500, 3000, 4000

CRI: 80, 90

Input Power (W): 5

Delivered Lumens (lm): 78 - 224

Beam Angle (°): 13, 16, 23, 31

Shape: Round

Mount: Junction Box

Style: Faceplate: Louvered - Pattern C - 30° Angle - Round, Faceplate: Louvered - Pattern F - 0° Angle - Round

Lens: Soft Focus, Rectilinear

Shielding: Not included (Standard), Honeycomb Baffle

Wiring Length: Standard

Finish: Standard Finishes, Premium Finishes, Other - RAL, Other - Custom Color, Brass Finishes, Stainless Steel Finishes

Material Detail: Furnished in stainless steel (304), Furnished in brass (360), Furnished in copper-free aluminum (6061-T6).

Aiming: Adjustable optical bracket provides up to 24° vertical aiming.

Light Source Detail: High power LEDs modular design with electrical disconnects.

Optics: Interchangeable optics permit changes in the field.

Hardware: Tamper-resistant, stainless steel hardware. Hardware is black oxide treated for additional corrosion resistance.

Sealing: 1/8" thick HT-805A silicone foam gasket with acrylic adhesive for water-tight seal.

Finish Detail: Powder coat or metal finish options available for brass material., Metal finish option only for stainless steel material., StarGuard, our 15-stage chromate-free process, cleans and conversion coats aluminum components prior to application of Class 'A' TGIC polyester powder coating. It is RoHS compliant.

Warranty: 5-year limited warranty.

VERSA STAR - Ceiling Recessed - Low Voltage - LED High-Power - Round - Junction Box - Faceplate: Louvered

Finishes

STANDARD FINISHES




PREMIUM FINISHES



OTHER - RAL

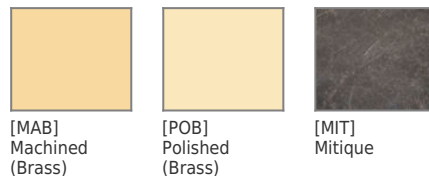


OTHER - CUSTOM COLOR




[CUS]
Custom Color

BRASS FINISHES



STAINLESS STEEL FINISHES



VERSA STAR - Ceiling Recessed - Low Voltage - LED High-Power - Round - Junction Box - Faceplate: Louvered

Light Source

Light Source	Optic	Beam Angle	CCT (K)	CRI	R9	Input Power (W)	Delivered Lumens (Lm)	CBCP
e100	NSP - Narrow Spot	13	2700	80	>15	5	140	
e100	SP - Spot	16	2700	80	>15	5	130	
e100	SP2 - Spot	23	2700	80	>15	5	126	
e100	MFL - Medium Flood	31	2700	80	>15	5	78	
e101	NSP - Narrow Spot	13	3000	80	>15	5	143	
e101	SP - Spot	16	3000	80	>15	5	133	
e101	SP2 - Spot	23	3000	80	>15	5	129	
e101	MFL - Medium Flood	31	3000	80	>15	5	80	
e102	NSP - Narrow Spot	13	4000	80	>15	5	161	
e102	SP - Spot	16	4000	80	>15	5	150	
e102	SP2 - Spot	23	4000	80	>15	5	145	
e102	MFL - Medium Flood	31	4000	80	>15	5	91	
e103	SP - Spot	31	Amber			5		
e103	SP2 - Spot	31	Amber			5		
e103	MFL - Medium Flood	31	Amber			5		
e103	NSP - Narrow Spot	31	Amber			5		
e104	MFL - Medium Flood	31	2700	90	>50	5		
e104	NSP - Narrow Spot	31	2700	90	>50	5		
e104	SP - Spot	31	2700	90	>50	5		
e104	SP2 - Spot	31	2700	90	>50	5		
e105	MFL - Medium Flood	31	3000	90	>50	5		
e105	NSP - Narrow Spot	31	3000	90	>50	5		
e105	SP2 - Spot	31	3000	90	>50	5		
e105	SP - Spot	31	3000	90	>50	5		
e106	NSP - Narrow Spot	13	3500	80	>15	5		
e106	SP - Spot	16	3500	80	>15	5		
e106	SP2 - Spot	23	3500	80	>15	5		
e106	MFL - Medium Flood	31	3500	80	>15	5		
e100	NSP - Narrow Spot	13	2700	80	>15	5	89	
e100	SP - Spot	16	2700	80	>15	5	171	
e100	SP2 - Spot	23	2700	80	>15	5	158	
e100	MFL - Medium Flood	31	2700	80	>15	5	89	
e101	NSP - Narrow Spot	13	3000	80	>15	5	200	
e101	SP - Spot	16	3000	80	>15	5	175	
e101	SP2 - Spot	23	3000	80	>15	5	162	
e101	MFL - Medium Flood	31	3000	80	>15	5	91	
e102	NSP - Narrow Spot	13	4000	80	>15	5	224	
e102	SP - Spot	16	4000	80	>15	5	196	
e102	SP2 - Spot	23	4000	80	>15	5	182	
e102	MFL - Medium Flood	31	4000	80	>15	5	102	
e103	MFL - Medium Flood	31	Amber			5		
e103	NSP - Narrow Spot	31	Amber			5		
e103	SP - Spot	31	Amber			5		
e103	SP2 - Spot	31	Amber			5		
e104	MFL - Medium Flood	31	2700	90	>50	5		
e104	NSP - Narrow Spot	31	2700	90	>50	5		
e104	SP - Spot	31	2700	90	>50	5		
e104	SP2 - Spot	31	2700	90	>50	5		
e105	MFL - Medium Flood	31	3000	90	>50	5		
e105	NSP - Narrow Spot	31	3000	90	>50	5		

VERSA STAR - Ceiling Recessed - Low Voltage - LED High-Power - Round - Junction Box - Faceplate: Louvered

Light Source	Optic	Beam Angle	CCT (K)	CRI	R9	Input Power (W)	Delivered Lumens (Lm)	CBCP
e105	SP - Spot	31	3000	90	>50	5		
e105	SP2 - Spot	31	3000	90	>50	5		
e106	NSP - Narrow Spot	13	3500	80	>15	5		
e106	SP - Spot	16	3500	80	>15	5		
e106	SP2 - Spot	23	3500	80	>15	5		
e106	MFL - Medium Flood	31	3500	80	>15	5		