

Driver Within Junction Box

Universal Power Module PM2 - Camlock Mount - Round - Remote Two Drivers - Aluminum

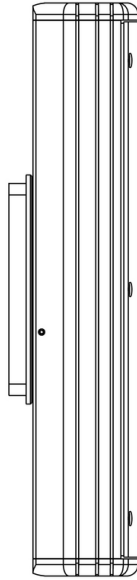
Date Project Type

Page: 1 of 5



IP66

RoHS



[Downloads](#)

[Product Image](#)

Universal Power Module PM2 - Camlock Mount - Round - Remote Two Drivers - Aluminum

Date Project Type

Configure

PM2 - 01 **CR -** 02 **DRT-RM -** 03 **AL -** 04 **___ -** 05 **___ -** 06

Universal Power Module PM2 - Camlock Mount - Round - Remote Two Drivers - Aluminum

01 ACCESSORIES

PM2 - Universal Power Module PM2

02 MOUNT

CR - Camlock Mount - Round

03 VERSION

DRT-RM - Remote Two Drivers

04 MATERIAL

AL - Aluminum

05 POWER SUPPLY

LCB-10W-MT-010 - LCB - 10W - 120V,277V - 0-10V

LCB-10W-MT-ELV - LCB - 10W - 120V,277V - ELV Dimming (120V dimming only)

LCB-10W-MT-INC - LCB - 10W - 120V,277V - INC Dimming (120V dimming only)

LCB-12W-MT-010 - LCB - 12W - 120V,277V - 0-10V

LCB-12W-MT-ELV - LCB - 12W - 120V,277V - ELV Dimming (120V dimming only)

LCB-12W-MT-INC - LCB - 12W - 120V,277V - INC Dimming (120V dimming only)

LCB-20W-MT-010 - LCB - 20W - 120V,277V - 0-10V

LCB-20W-MT-ELV - LCB - 20W - 120V,277V - ELV Dimming (120V dimming only)

LCB-20W-MT-INC - LCB - 20W - 120V,277V - INC Dimming (120V dimming only)

LCB-27W-MT-010 - LCB - 27W - 120V,277V - 0-10V

LCB-27W-MT-ELV - LCB - 27W - 120V,277V - ELV Dimming (120V dimming only)

LCB-27W-MT-INC - LCB - 27W - 120V,277V - INC Dimming (120V dimming only)

06 FINISHES

Standard Finishes

BLP, BZP, WHP, SAP, BLW, BZW, WHW, VER

Premium Finishes

CMG, SMG, RMG, AMG, TXF, BCM, BGE, WCP, OCP, HUG, ABP, BPP, SDS, WIR, CAP, CRM, AQW, NBP

Other - RAL

RAL

Other - Custom Color

CUS

IMPORTANT: Driver wattage MUST match selected fixture wattage. (example: 12W Light Source = 12W Driver)"

Universal Power Module PM2 - Camlock Mount - Round - Remote Two Drivers - Aluminum

Date Project Type

Drivers

Power Supply	Control	Input Voltage	Power Factor	THD (%)	Operation Ambient Temperature	InRush Current	Output Current	Output Power (Max-W)	Output Voltage (Range)	Dimming (Range)
LCB-10W-MT-010	010	120V,277V	0	0	-	-	350mA	15	21-32Vdc	1-100%
LCB-10W-MT-ELV	ELV	120V	0	0	-	-	350mA	15	21-32Vdc	1-100%
LCB-12W-MT-010	010	120V,277V	0.9	<20%	-	-	-	-	-	-
LCB-12W-MT-ELV	ELV	120V	0.9	<20%	-	-	700mA	30	-	-
LCB-12W-MT-INC	INC	120V,277V	-	-	-	-	-	-	-	-
LCB-20W-MT-010	010	120V,277V	0.9	<20%	90°C	-	700mA	30	-	-
LCB-20W-MT-ELV	ELV	120V	0.9	<20%	-	-	700mA	30	-	-
LCB-20W-MT-INC	INC	120V	1000	1000	-	1000	700mA	21	20-30Vdc	1-100%
LCB-27W-MT-010	010	120V,277V	>0.9	<20	-30°C to 90°C	-	250mA-1100mA	29.4	14-56v	1-100%
LCB-27W-MT-ELV	ELV	120V,277V	>0.9	<20	-30°C to 90°C	-	250mA-1100mA	29.4	14-56v	1-100%
LCB-27W-MT-INC	INC	120V,277V	>0.9	<20	-30°C to 90°C	-	250mA-1100mA	29.4	14-56v	1-100%

Universal Power Module PM2 - Camlock Mount - Round - Remote Two Drivers - Aluminum

Date Project Type

Technical

Body: Furnished in copper-free aluminum (6061-T6).

Material Detail: Furnished in copper-free aluminum (6061-T6).

Installation: 5" dia., machined canopy. Stainless steel universal mounting ring for use with 4" octagonal junction box. Camlock provides additional 30° adjustment for precision alignment of UPM regardless of junction box orientation.

Finish: Standard Finishes, Premium Finishes, Other - RAL, Other - Custom Color

Note: Drivers are fixture specific. Driver wattage should match fixture wattage. For questions about driver selection, please contact the factory.

Finish Detail: StarGuard, our 15-stage chromate-free process, cleans and conversion coats aluminum components prior to application of Class 'A' TGIC polyester powder coating. It is RoHS compliant.

Warranty: 5-year limited warranty.

Certification: RoHS compliant components., UL tested to IESNA LM-79. UL Listed. Certified to CAN/CSA/ANSI Standards.

IMPORTANT: Driver wattage MUST match selected fixture wattage. (example: 12W Light Source = 12W Driver)"

Universal Power Module PM2 - Camlock Mount - Round - Remote Two Drivers - Aluminum

Date Project Type

Finishes

STANDARD FINISHES



[BLP] Satin Black



[BZP] Satin Bronze



[WHP] Satin White



[SAP] Satin Aluminum



[BLW] Black Wrinkle



[BZW] Bronze Wrinkle



[WHW] White Wrinkle



[VER] Verde

PREMIUM FINISHES



[CMG] Cascade Mountain Granite



[SMG] Sierra Mountain Granite



[RMG] Rocky Mountain Granite




[AMG] Aleutian Mountain Granite



[TXF] Textured Forest



[BCM] Black Chrome



[BGE] Beige



[WCP] Weathered Copper



[OCP] Old Copper




[HUG] Hunter Green



[ABP] Antique Brass Powder



[BPP] Brown Patina Powder



[SDS] Sonoran Desert Sandstone




[WIR] Weathered Iron




[CAP] Clear Anodized Powder



[CRM] Cream



[AQW] Antique White




[NBP] Natural Brass Powder

OTHER - RAL



[RAL] RAL Color

OTHER - CUSTOM COLOR



[CUS] Custom Color