

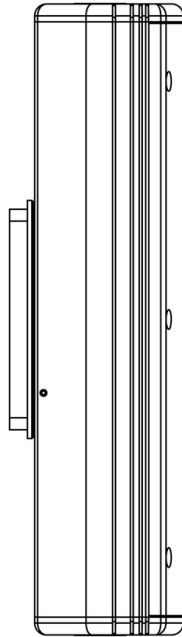
# Universal Power Module PM3 - Camlock Mount - Round - Remote Two Drivers - Aluminum

Date Project Type



IP66

RoHS



[Downloads](#)

[Product Image](#)

# Universal Power Module PM3 - Camlock Mount - Round - Remote Two Drivers - Aluminum

Date  Project  Type

## Configure

**PM3 -** 01      **CR -** 02      **DRT-RM -** 03      **AL -** 04      **\_\_\_ -** 05      **\_\_\_ -** 06

Universal Power Module PM3 - Camlock Mount - Round - Remote Two Drivers - Aluminum

### 01 ACCESSORIES

**PM3** - Universal Power Module PM3

### 02 MOUNT

**CR** - Camlock Mount - Round

### 03 VERSION

**DRT-RM** - Remote Two Drivers

### 04 MATERIAL

**AL** - Aluminum

### 05 POWER SUPPLY

**LCB-23W-MT-010** - LCB - 23W - 120V,277V - 0-10V

**LCB-23W-MT-010-ARC** - LCB - 23W - 120V,277V - 0-10V (%0.1 - 100)

**LCB-34W-MT-010** - LCB - 34W - 120V,277V - 0-10V

**LCB-34W-MT-010-ARC** - LCB - 34W - 120V,277V - 0-10V (%0.1 - 100)

**LCB-42W-MT-010** - LCB - 42W - 120V,277V - 0-10V

**LCB-42W-MT-010-ARC** - LCB - 42W - 120V,277V - 0-10V (%0.1 - 100)

**LCB-57W-MT-010** - LCB - 57W - 120V,277V - 0-10V

### 06 FINISHES

Standard Finishes

**BLP, BZP, WHP, SAP, BLW, BZW, WHW, VER**

Premium Finishes

**CMG, SMG, RMG, AMG, TXF, BCM, BGE, WCP, OCP, HUG, ABP, BPP, SDS, WIR, CAP, CRM, AQW, NBP**

Other - RAL

**RAL**

Other - Custom Color

**CUS**

**IMPORTANT: Driver wattage MUST match selected fixture wattage. (example: 12W Light Source = 12W Driver)"**

# Universal Power Module PM3 - Camlock Mount - Round - Remote Two Drivers - Aluminum

Date  Project  Type

## Drivers

Power Supply	Control	Input Voltage	Power Factor	THD (%)	Operation Ambient Temperature	InRush Current	Output Current	Output Power (Max-W)	Output Voltage (Range)	Dimming (Range)
LCB-23W-MT-010	010	120V,277V	>0.9	<20	-20°C to 50°C	-	1050mA	50	2-55V	1-100%
LCB-23W-MT-010-ARC	010-ARC	120V,277V	>0.9	<20	-20°C to 50°C	-	1050mA	50	1.5-55V	0.1%-100%
LCB-34W-MT-010	010	120V,277V	>0.9	<20	-20°C to 50°C	-	1050mA	50	2-55V	1-100%
LCB-34W-MT-010-ARC	010-ARC	120V,277V	>0.9	<20	-20°C to 50°C	-	1050mA	50	1.5-55V	0.1%-100%
LCB-42W-MT-010	010	120V,277V	>0.9	<20	-20°C to 50°C	-	1050mA	50	2-55V	1-100%
LCB-42W-MT-010-ARC	010-ARC	120V,277V	>0.9	<20	-20°C to 50°C	-	1050mA	50	1.5-55V	0.1%-100%
LCB-57W-MT-010	010	120V,277V	>0.90 @ 75-100% load	<20 @ 60-100% load	-30°C to 65°C	<30.0A Max	1400mA	75	18-54Vdc	10-100%

# Universal Power Module PM3 - Camlock Mount - Round - Remote Two Drivers - Aluminum

Date

Project

Type

## Technical

**Body:** Furnished in copper-free aluminum (6061-T6).

**Material Detail:** Furnished in copper-free aluminum (6061-T6).

**Installation:** 5" dia., machined canopy. Stainless steel universal mounting ring for use with 4" octagonal junction box. Camlock provides additional 30° adjustment for precision alignment of UPM regardless of junction box orientation.

**Finish:** Standard Finishes, Premium Finishes, Other - RAL, Other - Custom Color

**Note:** Drivers are fixture specific. Driver wattage should match fixture wattage. For questions about driver selection, please contact the factory.

**Finish Detail:** StarGuard, our 15-stage chromate-free process, cleans and conversion coats aluminum components prior to application of Class 'A' TGIC polyester powder coating. It is RoHS compliant.

**Warranty:** 5-year limited warranty.

**Certification:** RoHS compliant components., UL tested to IESNA LM-79. UL Listed. Certified to CAN/CSA/ANSI Standards.

**IMPORTANT: Driver wattage MUST match selected fixture wattage. (example: 12W Light Source = 12W Driver)"**

# Universal Power Module PM3 - Camlock Mount - Round - Remote Two Drivers - Aluminum

Date \_\_\_\_\_ Project \_\_\_\_\_ Type \_\_\_\_\_

## Finishes

### STANDARD FINISHES



[BLP] Satin Black



[BZP] Satin Bronze



[WHP] Satin White



[SAP] Satin Aluminum



[BLW] Black Wrinkle



[BZW] Bronze Wrinkle



[WHW] White Wrinkle



[VER] Verde

### PREMIUM FINISHES



[CMG] Cascade Mountain Granite



[SMG] Sierra Mountain Granite




[RMG] Rocky Mountain Granite



[AMG] Aleutian Mountain Granite



[TXF] Textured Forest




[BCM] Black Chrome



[BGE] Beige



[WCP] Weathered Copper




[OCP] Old Copper




[HUG] Hunter Green




[ABP] Antique Brass Powder



[BPP] Brown Patina Powder



[SDS] Sonoran Desert Sandstone



[WIR] Weathered Iron




[CAP] Clear Anodized Powder



[CRM] Cream



[AQW] Antique White




[NBP] Natural Brass Powder

### OTHER - RAL



[RAL] RAL Color

### OTHER - CUSTOM COLOR



[CUS] Custom Color