

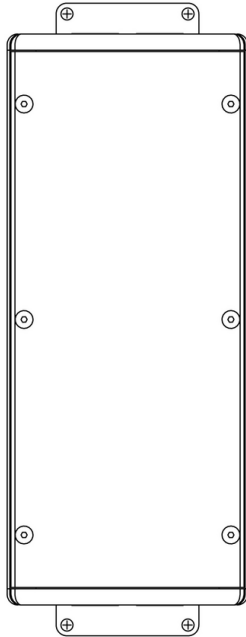
# Universal Power Module PM3 - Surface Mount - Remote Two Drivers - Aluminum

Date Project Type

IP66

RoHS



[Downloads](#)

[Product Image](#)

# Universal Power Module PM3 - Surface Mount - Remote Two Drivers - Aluminum

Date  Project  Type

## Configure

**PM3 -** 01      **SM -** 02      **DRT-RM -** 03      **AL -** 04      **\_\_\_ -** 05      **\_\_\_ -** 06

Universal Power Module PM3 - Surface Mount - Remote Two Drivers - Aluminum

### 01 ACCESSORIES

**PM3** - Universal Power Module PM3

### 02 MOUNT

**SM** - Surface Mount

### 03 VERSION

**DRT-RM** - Remote Two Drivers

### 04 MATERIAL

**AL** - Aluminum

### 05 POWER SUPPLY

**LCB-23W-MT-010** - LCB - 23W - 120V,277V - 0-10V

**LCB-23W-MT-010-ARC** - LCB - 23W - 120V,277V - 0-10V (%0.1 - 100)

**LCB-34W-MT-010** - LCB - 34W - 120V,277V - 0-10V

**LCB-34W-MT-010-ARC** - LCB - 34W - 120V,277V - 0-10V (%0.1 - 100)

**LCB-42W-MT-010** - LCB - 42W - 120V,277V - 0-10V

**LCB-42W-MT-010-ARC** - LCB - 42W - 120V,277V - 0-10V (%0.1 - 100)

**LCB-57W-MT-010** - LCB - 57W - 120V,277V - 0-10V

### 06 FINISHES

Standard Finishes

**BLP, BZP, WHP, SAP, BLW, BZW, WHW, VER**

Premium Finishes

**CMG, SMG, RMG, AMG, TXF, BCM, BGE, WCP, OCP, HUG, ABP, BPP, SDS, WIR, CAP, CRM, AQW, NBP**

Other - RAL

**RAL**

Other - Custom Color

**CUS**

**IMPORTANT: Driver wattage MUST match selected fixture wattage. (example: 12W Light Source = 12W Driver)"**

# Universal Power Module PM3 - Surface Mount - Remote Two Drivers - Aluminum

Date  Project  Type

## Drivers

Power Supply	Control	Input Voltage	Power Factor	THD (%)	Operation Ambient Temperature	InRush Current	Output Current	Output Power (Max-W)	Output Voltage (Range)	Dimming (Range)
LCB-23W-MT-010	010	120V,277V	>0.9	<20	-20°C to 50°C	-	1050mA	50	2-55V	1-100%
LCB-23W-MT-010-ARC	010-ARC	120V,277V	>0.9	<20	-20°C to 50°C	-	1050mA	50	1.5-55V	0.1%-100%
LCB-34W-MT-010	010	120V,277V	>0.9	<20	-20°C to 50°C	-	1050mA	50	2-55V	1-100%
LCB-34W-MT-010-ARC	010-ARC	120V,277V	>0.9	<20	-20°C to 50°C	-	1050mA	50	1.5-55V	0.1%-100%
LCB-42W-MT-010	010	120V,277V	>0.9	<20	-20°C to 50°C	-	1050mA	50	2-55V	1-100%
LCB-42W-MT-010-ARC	010-ARC	120V,277V	>0.9	<20	-20°C to 50°C	-	1050mA	50	1.5-55V	0.1%-100%
LCB-57W-MT-010	010	120V,277V	>0.90 @ 75-100% load	<20 @ 60-100% load	-30°C to 65°C	<30.0A Max	1400mA	75	18-54Vdc	10-100%

## Universal Power Module PM3 - Surface Mount - Remote Two Drivers - Aluminum

Date  Project  Type

### Technical

**Body:** Furnished in copper-free aluminum (6061-T6).

**Material Detail:** Furnished in copper-free aluminum (6061-T6).

**Installation:** For use with side entry, surface conduits. Mounting brackets to anchor to architectural surface. Stainless steel cable with integral loop allows cover to suspend from housing during installation to simplify wire connection and component attachment.

**Finish:** Standard Finishes, Premium Finishes, Other - RAL, Other - Custom Color

**Note:** Drivers are fixture specific. Driver wattage should match fixture wattage. For questions about driver selection, please contact the factory.

**Finish Detail:** StarGuard, our 15-stage chromate-free process, cleans and conversion coats aluminum components prior to application of Class 'A' TGIC polyester powder coating. It is RoHS compliant.

**Warranty:** 5-year limited warranty.

**Certification:** RoHS compliant components., UL tested to IESNA LM-79. UL Listed. Certified to CAN/CSA/ANSI Standards.

**IMPORTANT: Driver wattage MUST match selected fixture wattage. (example: 12W Light Source = 12W Driver)"**

# Universal Power Module PM3 - Surface Mount - Remote Two Drivers - Aluminum


Date  Project  Type

## Finishes

### STANDARD FINISHES



[BLP] Satin Black



[BZP] Satin Bronze



[WHP] Satin White



[SAP] Satin Aluminum



[BLW] Black Wrinkle



[BZW] Bronze Wrinkle



[WHW] White Wrinkle



[VER] Verde

### PREMIUM FINISHES



[CMG] Cascade Mountain Granite



[SMG] Sierra Mountain Granite




[RMG] Rocky Mountain Granite



[AMG] Aleutian Mountain Granite



[TXF] Textured Forest



[BCM] Black Chrome



[BGE] Beige



[WCP] Weathered Copper



[OCP] Old Copper




[HUG] Hunter Green



[ABP] Antique Brass Powder



[BPP] Brown Patina Powder



[SDS] Sonoran Desert Sandstone



[WIR] Weathered Iron



[CAP] Clear Anodized Powder



[CRM] Cream



[AQW] Antique White



[NBP] Natural Brass Powder

### OTHER - RAL



[RAL] RAL Color

### OTHER - CUSTOM COLOR



[CUS] Custom Color