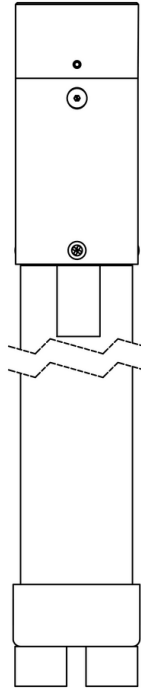


Date _____ Project _____ Type _____

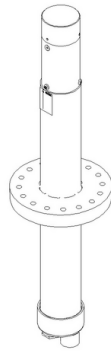
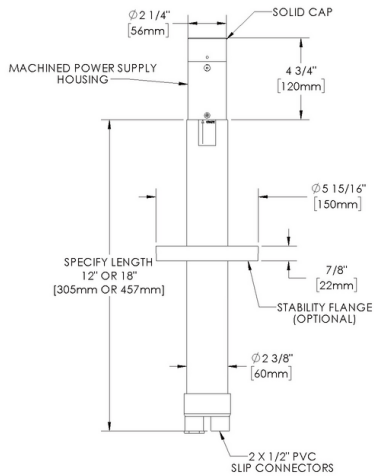


RoHS



Downloads

- Product Image
- Technical Drawing
- 2D (.dwg)
- 2D (.dxf)



PP1-JUNCTION-CC

Date

Project

Type

Configure

PP1 -	J12 -	TR-RM -	BR -	___ -	___ -
01	02	03	04	05	06

Power Pipe PP1 - 12" Junction Box - Remote Transformer - Brass

01 ACCESSORIES

PP1 - Power Pipe PP1

02 MOUNT

J12 - 12" Junction Box

03 VERSION

TR-RM - Remote Transformer

04 MATERIAL

BR - Brass

05 POWER SUPPLY

TRe20-MT-NON - 20W - 120V to 277V - Non-dimming

TRSS75-120-ELV - 60W - 120V - ELV Dimming

TRSS75-277-NON - 75W - 277V - Non-dimming

06 FINISHES

Standard Finishes

BLP, BZP, WHP, SAP, BLW, BZW, WHW, VER

Premium Finishes

CMG, SMG, RMG, AMG, TXF, BCM, BGE, WCP, OCP, HUG, ABP, BPP,

SDS, WIR, CAP, CRM, AQW, NBP

Brass Finishes

MAB, POB, MIT

Other - RAL

RAL

Other - Custom Color

CUS

IMPORTANT: Transformer wattage MUST be calculated based on the total load of the luminaires it will support.

Date

Project

Type

Transformers

Power Supply	Control	Max Load (W)	Input Voltage	Power Factor	THD (%)	Operation Ambient Temperature	Output Current	Circuit Breaker	Min Load (W)
TRe20-MT-NON	NON	20	-	90		-30°C to 90°C	15VDC +/-5%	-	1
TRSS75-120-ELV	ELV	60	120V	95		-30°C to 90°C	12VAC	-	0
TRSS75-277-NON	NON	60	277V	95	13	40°C	12VDC	-	0

Date

Project

Type

Technical

Body: Machined cap and power supply housing. Stainless steel hardware. High temperature, silicone 'O' Ring provides watertight seal.

Material Detail: Furnished in brass (360).

Installation: Stability Flange included., 2" Schedule 80 PVC pipe. For direct burial in soil or concrete. Includes two (2) 1/2" PVC slip connectors for branch circuit wiring.

Finish: Standard Finishes, Premium Finishes, Brass Finishes, Other - RAL, Other - Custom Color

Finish Detail: Powder coat or metal finish options available for brass material.

Warranty: 5-year limited warranty.

Certification: RoHS compliant components., UL tested to IESNA LM-79. UL Listed. Certified to CAN/CSA/ANSI Standards.

IMPORTANT: Transformer wattage MUST be calculated based on the total load of the luminaires it will support.

Date

Project

Type

Finishes

STANDARD FINISHES



[BLP] Satin Black



[BZP] Satin Bronze



[WHP] Satin White



[SAP] Satin Aluminum



[BLW] Black Wrinkle



[BZW] Bronze Wrinkle



[WHW] White Wrinkle



[VER] Verde

PREMIUM FINISHES



[CMG] Cascade Mountain Granite



[SMG] Sierra Mountain Granite



[RMG] Rocky Mountain Granite




[AMG] Aleutian Mountain Granite



[TXF] Textured Forest



[BCM] Black Chrome



[BGE] Beige



[WCP] Weathered Copper



[OCP] Old Copper




[HUG] Hunter Green




[ABP] Antique Brass Powder



[BPP] Brown Patina Powder



[SDS] Sonoran Desert Sandstone




[WIR] Weathered Iron




[CAP] Clear Anodized Powder



[CRM] Cream



[AQW] Antique White



[NBP] Natural Brass Powder

BRASS FINISHES



[MAB] Machined (Brass)



[POB] Polished (Brass)




[MIT] Mitique

OTHER - RAL



[RAL] RAL Color

OTHER - CUSTOM COLOR



[CUS] Custom Color